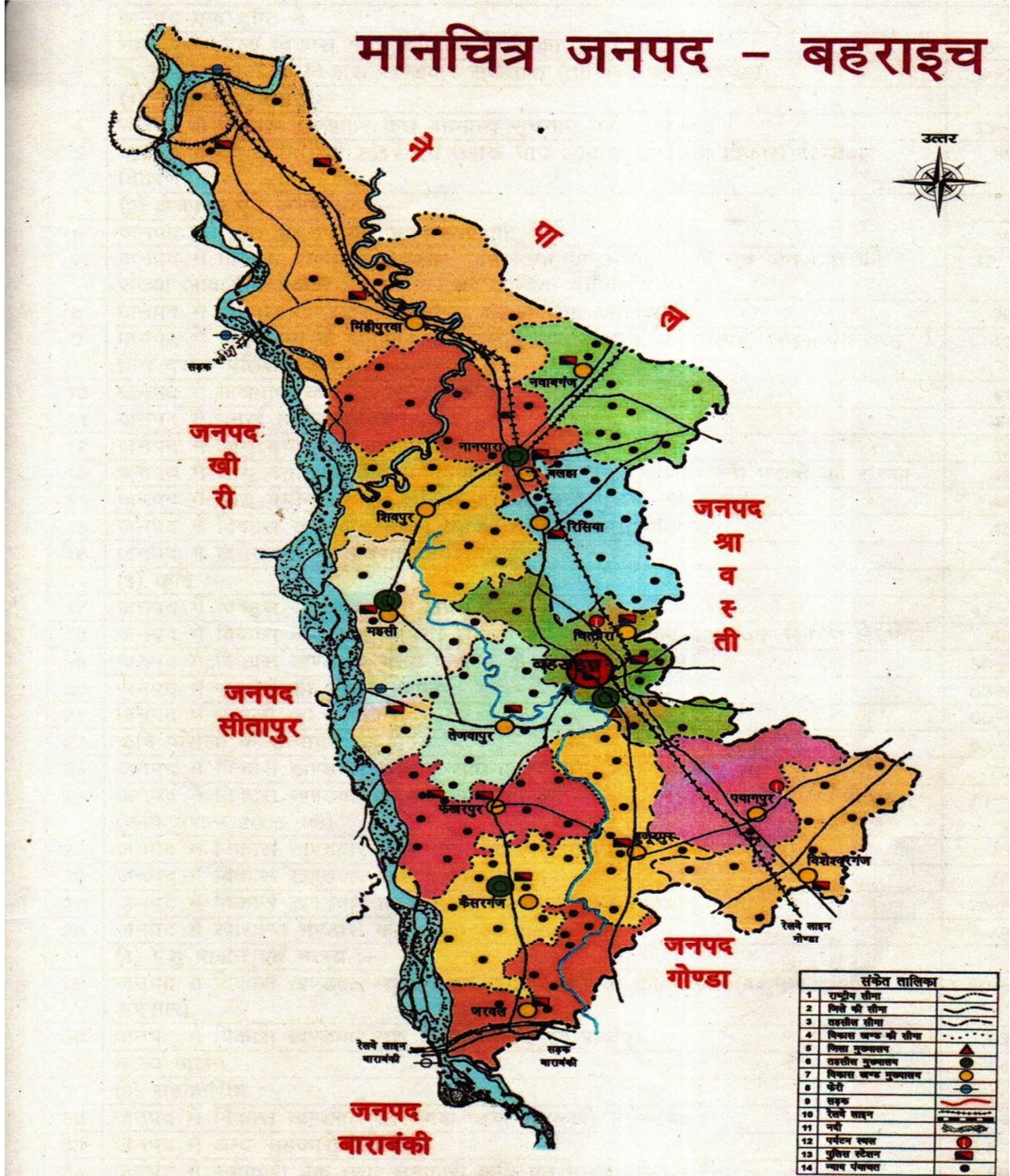


District Environment Management Plan

Bahraich District, Uttar Pradesh State



Office of District Collector Bahraich

Collectrate, Bahraich

dfobrhddiv@gmail.com

Contents

Introduction.....	01
1.0 District Profile.....	04
a. District Administrative Set-up.....	08
b. Local institutions	08
c. Natural Resources.....	09
▪ Water bodies	09
▪ Availability of water resources	09
▪ Forest coverage	09
d. Geography & Demography	09
e. Land-use patter	10
f. Climate	10
g. Major crops cultivated in the district.....	10
2.0 Indicative Gap Analysis and Action Plans for complying with Waste Management Rules	11
(i) Solid Waste Management	11
a. Current status related to solid Waste management.....	13
b. Identification of gaps and Action plan	13
(ii) Plastic waste Management.....	24
(a) Current status related to Plastic waste management	25
(b) Identification of gaps and Action plan.....	25
(iii) Construction and Demolition Waste Management	29
a. Current status related to C & D Waste.....	31
b. Identification of gaps and Action plan	31
(iv) Biomedical Waste Management	36
a. Current Status related to biomedical waste	38
b. Identification of gaps and Action plan	39
(v) Hazardous Waste Management.....	41
a. Current Status related to Hazardous Waste Management	41
b. Identification of gaps and action plan	42
(vi) E-Waste Management	43
a. Current Status related to E-Waste Management	44
b. Identification of gaps and action plan	44
3.0 Air Quality Management.....	46
a. Current Status related to Air Quality Management.....	46
b. Identification of gaps and action plan	47

4.0 Water Quality Management	48
4.1 Water Quality Monitoring.....	48
a. Current Status related to Water Quality Management	48
b. Identification of gaps and action plan for water quality monitoring.....	49
4.2 Domestic Sewage	58
a. Identification of gaps and action plan for treatment of domestic sewage	58
b. Identification of gaps and action plan for treatment of domestic sewage	59
5.0 Industrial wastewater management	63
a. Current Status related to Industrial Wastewater Management	63
b. Identification of gaps and action plan for industrial wastewater:.....	64
6.0 Mining Activity Management plan	64
a. Current Status related to Mining Activity Management	65
b. Identification of gaps and action plan	65
7.0 Noise Pollution Management plan	65
a. Current Status related to Noise Pollution Management	66
b. Identification of gaps and action plan	66
8.0 Plantation Management Plan	67
Conclusion	68
Annexure	69

Introduction

Hon'ble National Green Tribunal in O.A. No. 710-713/2017 dated 15.07.2019 ordered regarding constitution of District Committee (as a part of District Planning Committee under Article 243 ZD) under Articles 243 G, 243 W, 243 ZD read with Schedules 11 and 12 and Rule 15 of the Solid Waste Management Rules, 2016.

In the above said order, it is stated that among others

Chief Secretaries may personally monitor compliance of environmental norms (including BMW Rules) with the District Magistrate once every month. The District Magistrates may conduct such monitoring twice every month. We find it necessary to add that in view of Constitutional provisions under Article 243 G, 243 W, 243 ZD read with schedules 11 and 12 and Rule 15 of Solid Waste Management Rules, 2016 it is necessary to have a District Environment Management Plan to be operated by a District Committee (as a part of District Planning Committee under Article 243 ZD)

In this regard, Uttar Pradesh vide Order No 13/2019/NGT-257/55-Envir-2-2019-44(Writ)/2016 dated 14.06.2019 formulated a system to conserve environment, to control pollution effectively and to monitor compliance of orders of Hon'ble National Green Tribunal. The system constitutes following four components.

- 1. Development of Web Portal for Compliance:** For effective monitoring, Uttar Pradesh Pollution Control Board developed Uttar Pradesh Environmental Compliance Portal with URL www.upecp.in .
- 2. District Environmental Committee:** In order to monitor all the matters related to Environmental Conservation and pollution, District Environment Committee is to be constituted at District Level. Composition of District Environment Committee is as below.

Sr No	Designation	Role
1	District Collector	Chairman
2	Chief Development Officer	Member
3	Senior Superintendent of Police	Member
4	Chief Executive Officer, nominated officer from Industrial Development Authority	Member
5	Additional District Magistrate	Member
6	Vice Chairman, Development Authority	Member

District Environment Plan (Bahraich District)

7	Municipal Commissioner, Municipal Corporation	Member
8	All Executive Officers, Municipality	Member
9	District Supply Officer	Member
10	Chief Medical Officer	Member
11	Executive Engineer, Irrigation	Member
12	Executive Engineer, PWD	Member
13	Executive Engineer, UPPCL	Member
14	ARTO	Member
15	SP, Transport	Member
16	General Manager, District Industry Centre	Member
17	Regional Manager, UPSIDDC	Member
18	District Panchayati Rajya Officer	Member
19	District Agriculture Officer	Member
20	District Horticulture Officer	Member
21	DSTO	Member
22	District Information Officer	Member
23	Representatives of all Oil and Gas Companies	Member
24	Representatives from all City Gas Network	Member
25	Maximum 2 registered NGOs working in the field of Environment Conservation (nominated by District Collector)	Member
26	Other officers nominated by District Collector as per requirement	Member
27	Regional Officer, UPPCB	Member
28	Smt. Manju Balmiki (Nominated by Minister of Environment & Forest, Minister of Zoological Garden & Climate Change , Uttar Pradesh)	Member
29	Dr. Dimpal Fathehpura (Nominated by Minister of Environment & Forest, Minister of Zoological Garden & Climate Change , Uttar Pradesh)	Member
30	Utkarsh Srivastava (Nominated by Minister of Environment & Forest, Minister of Zoological Garden & Climate Change , Uttar Pradesh)	Member
31	District Forest Officer/ Divisional Director, Social Forestry	Member Secretary

3. **Monitoring at State Level:** Various committees constituted by different orders of Hon'ble Tribunal have been dissolved and subject wise committees have been constituted under the system of monitoring by Chief Secretary. Other than this, officers of the rank of ACS/ PS/ Secretary have also been nominated as Nodal Officers for each district.

4. **Process of monitoring at the level of Chief Secretary, UP:** Monitoring of the compliance of orders of Hon'ble Tribunal by Chief Secretary, UP Government will be done on fourth week of every month.

The objectives of District Environment Management Plan are given below:

1. To ensure conservation of environment and natural resources at district level
2. Restore ecological balance
3. To achieve Sustainable Development Goals and District Level Targets within prescribed timeline
4. To ensure sustainability at district level following the principles of resource efficiency
5. To ensure decentralized micro level planning, execution and monitoring regarding environment conservation
6. To incorporate all facets of environmental conservation in micro planning
7. To harness active participation of all stakeholders in planned environment conservation actions
8. Assess, mitigate and monitor adverse impacts of various pollution sources at district level
9. Capacity building of stakeholders, department, agencies, organizations and individuals at district level to understand and implement micro level environmental conservation
10. To harness inter departmental coordination for implementation of action plans
11. To develop local knowledge centres and expertise for developing environmental conservation strategies at district level
12. To develop and implement micro monitoring system at district level

In order to develop District Environment Management Plan, various rounds of meetings of District Environment Committee were conducted. Sector wise detailed discussion took place with respective departments and their views and suggestions have been drafted in this plan. At the same time, information of the prescribed format by CPCB was also collected from different departments which are attached as annexure with this plan. This plan is dynamic in nature and can be updated as need arises.

The District Environmental Management Plan for Bahraich district covers following environmental issues:

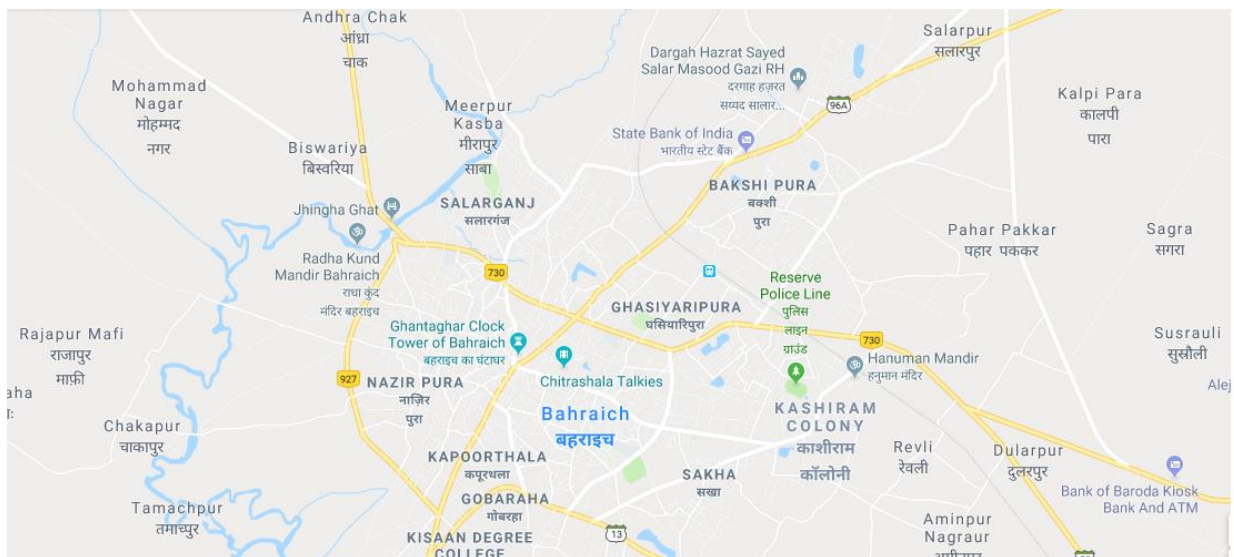
1. Solid Waste Management.
2. Plastic Waste Management.

3. Construction and Demolition Management.
4. Bio-medical Waste Management.
5. Hazardous Waste Management .
6. E-Waste Management.
7. Water Quality Management.
8. Air Quality Management Plan.
9. Mining Activity Management Plan.
10. Plantation Management Plan.

1.0 District Profile

Bahraich is the District of Uttar Pradesh, India. This is 120 km away from Lucknow. There are many Mythological facts about the great historical value of district Bahraich. It was famous as the Capital of **God Brahma**, the maker of universe. It was also known as part of Gandharva Forest. It is said that Brahma ji developed this forest covered area as the place of worship for Rishis & Sadhus. Therefore this place come to known as "**Brahmaich**". Bahraich is situated in North eastern part of Devipatan Division. It is situated between the 28.24 to 27.4 Latitude & 81.65 to 81.3 eastern Longitude. According to ceusus of 1991, the area of distt. is 4696.8 sq km. which is 31.99% of Devipatan Division. District Bahraich has a international border with Nepal on the Northern part. Distt. Barabanki and Sitapur are in South, Khiri in West and Gonda and Shrawasti are in eastern side of the district Bahraich. Northern part of the district is Tarai region which is covered by the dense natural forest. Chakia, Sujauli , Nishangara , Mihinpurwa, Bichia and Baghauli are the main forest areas of the district. Sarju and Ghaghra are the major rivers of the district.

Map of District



Places of Interest

Siddhnath Temple, Mari Mata Temple, Shravasti-45 km from city center, Ghantaghar (Clock Tower of Bahraich), Gurudwara, Baba Jungali Nath, Matera Maharaja Suheldev Temple, Risiya Park, Katarniya Ghat etc. Sarju and Ghaghra are the major rivers of the district. Bahraich is connected with Railway & Road routes to the other parts of the Nation.

Katarnia Ghat Wild Life Sanctuary

The Katarniaghat Wildlife Sanctuary is a protected area in the Upper Gangetic plain in Uttar Pradesh, India and covers an area of 400.6 km² (154.7 sq mi) in the Terai of the Bahraich district. In 1987, it was brought under the purview of the 'Project Tiger', and together with the Kishanpur Wildlife Sanctuary and the Dudhwa National Park it forms the Dudhwa Tiger Reserve. It was established in 1975.

Katarniaghat Wildlife Sanctuary is a part of the Dudhwa Tiger Reserve. It is managed along with the Dudhwa National Park and Kishanpur Wildlife Sanctuary. The Katarniaghat Forests provide strategic connectivity between tiger habitats of Dudhwa and Kishanpur in India and the Bardia National Park in Nepal. Its fragile Terai ecosystem comprises a mosaic of sal and teak forests, lush grasslands, numerous swamps and wetlands. It is home to a number of endangered species including gharial, tiger, rhino, Gangetic dolphin, swamp deer, hispid hare, Bengal florican, the white-backed and long-billed vultures.



One of the best places in the world for seeing the gharial in its natural habitat is the Girwa River, where it is found sympatric with the mugger. The population of gharials in this stretch was one of the three that were still breeding, when the project to conserve this reptile from the verge of extinction was initiated in 1975. However, between the years of 2001 and 2005, almost all the gharial nests were raided by tribals who consider them a delicacy.



Mugger crocodiles are also seen in small number in the Girwa river, as their favorite haunts are stagnant wetlands like the many taals and baghars that dot the sanctuary. Side by side the serenely swimming gharial can be seen frolicking Ganges dolphins.

Recent discoveries in herpetofauna of Katarniaghat are highly fascinating and are represented by several species such as the banded krait, the Burmese rock python, the yellow speckled wolf-snake and the paradise flying snake. In 2012, a rare red coral kukri snake was sighted in the sanctuary.



Mari Mata Mandir

Mari mata's temple situated on the banks of Saryu river near the Bahraich-Lucknow Highway at the northern end of Bahraich city in UP is a center of faith for the devotees. In the Navaratri, devotees of rural and urban areas are engaged in worship for worship and prayer in the temple. Besides, on Mondays and Fridays, the crowd rises for worship in the temple. It is believed that whatever the devotee is in his mother's court in court, his intention is to fulfill his wish.



Dargah Shareef

The Dargah of Syed Salar Masoud Ghazi located in the Bahraich district of Uttar Pradesh is quite impressive. A big fair is held here in Jeth. In which people come from far away. Do you know that Kadam Rasul Bhawan is situated in the Dargah complex which is an unsurpassed specimen of architectural art of the Tughlaq period. Jain Kadam, who is coming to the Dargah, goes ahead with the footprints of Mahfouz Hazrat Mohammad in the Rasul Bhavan. The building was constructed 750 years ago. In this building there are marks on the stone and the footprint on the stone of Prophet Hazrat Mohammad Sahib.



History

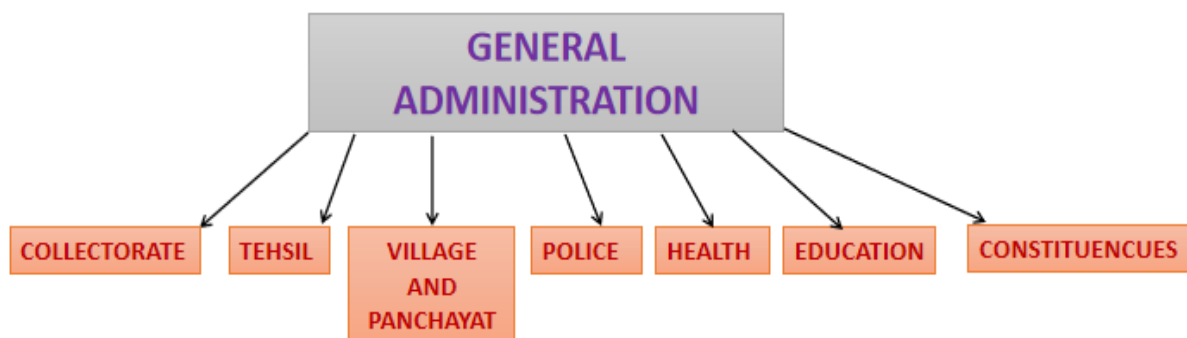
The dense forests and fast-flowing rivers are the specialities of district Bahraich. There are many mythological facts about the great historical value of district Bahraich. It was famous as the Capital of God Brahma, the maker of the universe. It was also known as part of Gandharva Forest. Even today Northeast area of several hundred square Km of the district is covered by the forest. It is said that Brahma ji developed this forest covered area as the place of worship for Rishis & Sadhus. Therefore

this place come to known as ” Bahraich” According to some other historians in the middle age this place was the capital of “Bhar” dynasty. Therefore it was called as “Bharaich”. Which later come to be known as “Bahraich”.

Famous Chinese visitors Huen-tsang & Feighyaan visted this place. The famous Arab visitor Ibne-ba-tuta visted Bahraich and wrote that Bahraich is a beautiful city situated at the bank of holy river Saryu.

According to Puraans King Luv, the son of God Ram & King Prasenjit ruled Bahraich. Also during the period of exile Pandavas & along with mother Kunti visited this place. The guru of Maharaja Janak , Rishi Ashtwakra used to live here. Rishi Valmiki & Rishi Balark also used to live here. Suhaldev is mentioned in the same chronicles, as the eldest son of King Mordhwaj of Shravasti and Miyan's chief antagonist in the Bahraich region. Ghazi Miyan, after his initial invasions established his capital at Satrikh and then, dispatched an army to defeat the local king. Despite defeating the local Raja of Bahraich (who had even formed a confederation with other Hindu kings) under the commandeering of his father, his rule was continuously threatened by the Rajahs. Therefore, in 1033 CE, Miyan himself arrived in Bahraich to check their advance and redefeated his enemies, until the arrival of Suhaldev. Suhaldev's army defeated Miyan's forces and a nineteen year old Miyan was killed-in action on 15 June 1033 CE. He was buried in Bahraich on the banks of a sacred reservoir and in 1035 CE, a dargah was built.

a. District Administrative Set-up

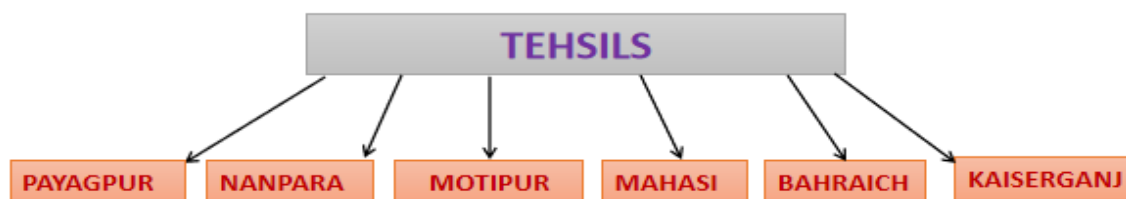


Collectorate

In Collectorate having a lot of offices like DM Office, ADM office, CRO office ,Panchayti Raj Office , Bhulekh Department , NIC office and many more.

b. Local institutions

District Bahraich is divided into 6 Tehsils, 14 development blocks,1387 Revenue Villages and 22 Police Stations.



Developmental Blocks:

Hujurpur	Mahasi	Pakharpur
Mihinpurwa	Chittaura	Shivpur
Risia	Visheshwarganj	Jarwal
Nawabganj	Tejwapur	Kaisarganj
Balha	Payagpur	

Police:

The district police is headed by a Superintendent of Police (SP), and is assisted by two Additional Superintendents of Police (Addl. SP) .Also having Four Deputy Superintendent of Police (DSP).

c. Natural Resources

- **Water bodies**

Sarju & Ghaghra are the major rivers of the district.

- **Availability of water resources**

Apart from major rivers, there are many ponds and Nalas flowing through the district. Being a Terai region, the availability and exploitation of groundwater plays a vital role to ensure the supply of drinking water and irrigation water.

- **Forest coverage**

Northern part of the district is Terai region which is covered by the dense natural forest.Chakia, Sujauli, Nishangara, Mihinpurwa, Bichia & Baghauri are the main forest areas of the district.Forest Administration is divided into 6 ranges - Abdullahganj, Kaisarganj, Chakia, Nanpara, Bahraich and Rupaidiha, covering an area of 12065.67 ha.

d. Geography & Demography

Bahraich borders Nepal districts Bardiya to the northwest and Bank to the northeast. The rest of Bahraich is surrounded by following districts in Uttar Pradesh: Lakhimpur and Sitapur on the west,

Barabanki to the south-west, Gonda to the south-east, and Shravasti to the east.

Demography	Bahraich	Uttar Pradesh
Area	4,696.8 km ²	2,40,928 km ²
Population	34,87,731	19,98,12,341
Rural Population	32,03,687	15,38,62,432
Urban Population	2,84,044	4,59,58,909
Decennial Growth Rate	46.08%	20.1%
Density of Population	666/km ²	830/km ²
Literacy Rate	49.32 %	69.67%
Sex Ratio	891/1000	912/1000

e. Land-use pattern

Geographical Area	4,696.8 km ²
Area Under Forest	120.65 km ²
Net Area Sown	3260 km ²
Cropped Area	5,328 km ²
area Irrigated	636.77 km ²
Percentage of Net area Irrigated to total area Sown	19.5 %

f. Climate

Bahraich has a warm humid subtropical climate with hot summers from April to July. The rainy season is from July to mid-September when Bahraich gets an average rainfall from the south-west monsoon winds, and occasionally frontal rainfall will occur in January. In winter the maximum temperature is around 25 °C (77 °F) and the minimum is in the –1 to 7 °C (30 to 45 °F) range. Fog is quite common from late December to late January. Summers are extremely hot with temperatures rising to the 40 to 47 °C (104 to 117 °F) range, the average highs being in the high of 30 (degree Celsius). Average annual rainfall is 1125 mm.

g. Major crops cultivated in the district

The economy of Bahraich district is mainly agrarian in nature. The principal crops of the region are **wheat, rice, sugarcane, pulse, and mustard. Paddy, Maize, Pigeon Pea, and Ground nut etc.**

2.0 Indicative gap analysis and action plans for complying with waste management rules

The Ministry of Environment, Forest and Climate Change, Government of India has notified various rules regarding management of Solid waste, Plastic waste, E-waste, etc. By doing Indicative gap analysis, we can assess the situation about waste management on a local level and gauge how far we are from the target set by different set of waste management rules. Indicative gap analysis shows the gap between existing and target conditions on various agendas or action points.

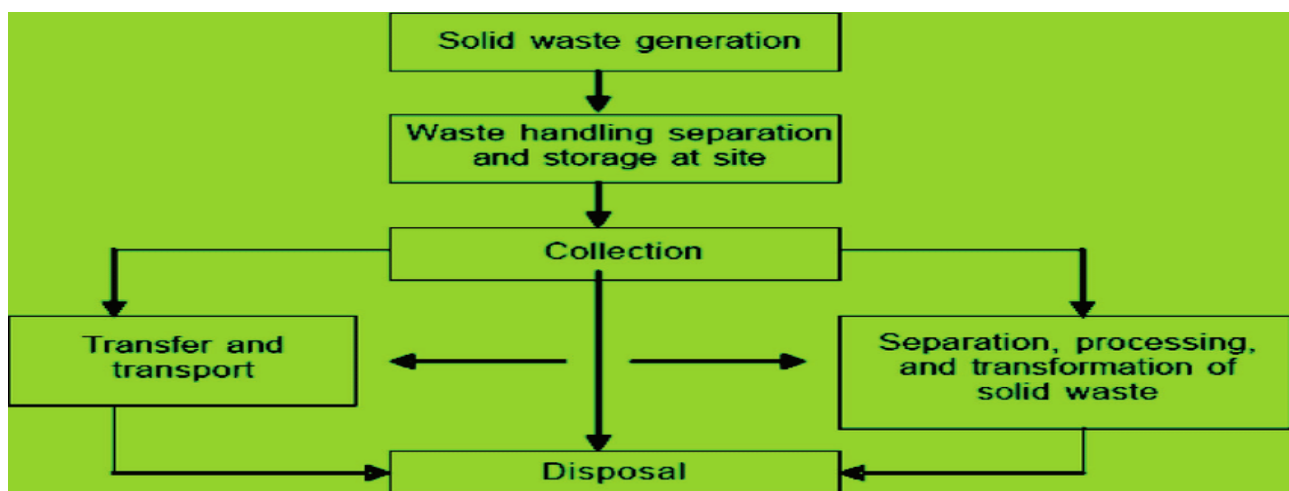
Based on this gap analysis, an action plan can be designed to meet the target, which complies with waste management rules by involving various stakeholders such as local bodies, private sector, government offices, civil society and NGOs. A target-based approach can be designed which defines the implementation agency and time-line of completion of various action plan.

(i) Solid Waste Management

Solid Waste Management may be defined as the discipline associated with the control of generation, collection, storage, transfer and transport, processing and disposal of solid wastes in a manner that is in accord with the best principles of public health, economics, engineering, conservation, aesthetics and other environmental considerations.

The most commonly recognized methods for the final disposal of solid wastes are:

- a. Dumping on land
- b. Dumping in water
- c. Ploughing into the soil
- d. Incineration



The Ministry of Environment, Forest and Climate Change, Government of India has notified the

Solid Waste Management Rules, 2016. Role of local body has been defined as per the Rule 15 of Solid Waste Management Rules, 2016 and as per Rule 16, Uttar Pradesh Pollution Control Board has been given the responsibility to enforce these rules through local bodies. Municipal Solid Waste (Management and Handling) Rules, 2000 are applicable to every municipal authority responsible for collection, segregation, storage, transportation, processing and disposal of municipal solid waste.

District Bahraich has Two Nagar Palika parishad and Two Nagar Panchayat which are mainly responsible for Solid Waste Management. There are 1387 revenue villages in the District which manage waste at their level.

Due to rapid increase in the production and consumption processes, societies generate as well as reject solid materials regularly from various sectors – agricultural, commercial, domestic, industrial and institutional.



The increasing volume and complexity of waste associated with the modern economy is posing a serious risk to ecosystems and human health. Every year, an estimated 11.2 billion tonnes of solid waste is collected worldwide and decay of the organic proportion of solid waste is contributing about 5 per cent of global greenhouse gas emissions. Every year, an estimated 11.2 billion tons of solid waste are collected worldwide. Of all the waste streams, waste from electrical and electronic equipment containing new and complex hazardous substances presents the fastest-growing challenge in both developed and developing countries.

Poor waste management - ranging from non-existing collection systems to ineffective disposal - causes air pollution, water and soil contamination. Open and unsanitary landfills contribute to

contamination of drinking water and can cause infection and transmit diseases. The dispersal of debris pollutes ecosystems and dangerous substances from electronic waste or industrial garbage puts a strain on the health of urban dwellers and the environment.

The solution, in the first place, is the minimisation of waste. Where waste cannot be avoided, recovery of materials and energy from waste as well as remanufacturing and recycling waste into usable products should be the second option. Recycling leads to substantial resource savings. For example, for every tonne of paper recycled, 17 trees and 50 per cent of water can be saved. Moreover, recycling creates jobs: the sector employs 12 million people in Brazil, China and United States alone.

a. Current status related to Solid Waste Management

	Urban Local bodies	No of Wards	No of House holds	Population	Solid Waste Generated Per day
1	Municipal corporations (Nagar Nigam or Mahanagar Palika)	0	0	0	0
2	Municipalities (Nagar Palikas)	59	47350	243785	102.45 TPD
	Nagar Palika Parishad Bahraich	34	39275	195448	87.95 TPD
	Nagar Palika Parishad Nanpara Bahraich	25	8075	48337	14.5 TPD
3	Nagar panchayats (Town area Councils)	24	4921	36413	7.58 TPD
	Nagar Panchayat Jarwal	13	2698	22663	3.46 TPD
	Nagar Panchayat Risiya	11	2223	13750	4.12 TPD

	Local Bodies	No of Village panchayats / Blocks	No of House holds	Population	Solid Waste Generated per day
1	Block /Taluk / Mandal Tehsils	14	45861	2,84,044	NA
2	Village/Gram Panchayats	1045	669702	37,23,900	316531

b. Identification of gaps and Action plan:

Nagar Palika Parishad, Bahraich

District Environment Plan (Bahraich District)

S. No.	Action points For villages / blocks/ town municipalities / City corporations	Identification of gap	Action Plan			Responsible agencies	Timeline for completion of action plan
			Action Point	Budget Required	Budget Available		
1	Segregation						
(i)	Segregation of waste at source	ULB segregate at source point. 40%	Awareness programs, IEC activities incentives, etc. may be considered	NO	YES	ULB	March 2023
2	Sweeping						
(i)	Manual Sweeping	100 %	Regular basis two time in day	NO	YES	ULB	Completed
(ii)	Mechanical Road Sweeping & Collection	No gap, because not required	There is no four lane road.	NA	NA	ULB/NPP Bahraich	Completed
3	Waste Collection						
(i)	100% collection of solid waste	100 % collection, there is No gap	keep on upgrading as required	No	Yes	ULB	Regular/Completed
(ii)	Arrangement for door to door collection	100%	NA	NO	Yes	ULB	Completed
(iii)	Waste Collection trolleys with separate compartments	Vehicle should be purchased	Yes	No	ULB	April 2023	Vehicle should be purchased
(iv)	Mini Collection Trucks with separate compartments	Needs upgradation	Vehicle should be purchased	Yes	No	ULB	April 2023

District Environment Plan (Bahraich District)

(v)	Waste Deposition centres (for domestic hazardous wastes)	Not available	Agreement with private vendor.	Yes	No	ULB	April 2023
4	Waste Transport						
(i)	Review existing infrastructure for waste Transport.	segregated waste transport possible	SWM Plant under construction.	No	Yes	ULB	May 2023
(ii)	Bulk Waste Trucks	Available	required	No	Yes	ULB	July 2023
(iii)	Waste Transfer points	Point Identified	Plan is under process	No	Yes	ULB	March 2023
5	Waste Treatment and Disposal						
(i)	Wet-waste Management: On-site composting by bulk waste generators (Authority may decide on requirement as per Rules)	No Bulk Waste Generator in ULB. Definition 100 kg per day	No Bulk Waste Generator in ULB.	-	-	ULB	Complete
(ii)	Wet-waste Management: Facility(ies) for central Biomethanation/ Composting of wets waste.	Through Compost Pit	2 Places identified	No	Yes	ULB	Complete

District Environment Plan (Bahraich District)

(iii)	Dry-Waste Management: Material Recovery for dry-waste fraction	MRF Center needed	MRF Center Working	No	Yes	ULB	Complete
(iv)	Disposal of inert and non-recyclable wastes: Sanitary Landfill	No sanitary landfill available	No sanitary landfill available	-	-	ULB	NA
(v)	Remediation of historic / legacy dumpsite	Identified	Remediation work under process	-	-	ULB	March 2023
(vi)	Involvement of NGOs	Yes	NGOs involved for management of solid waste campaign	No	Yes	ULB	Activities conducted/ as per requirement
(vii)	EPR of Producers: Linkage with Producers / Brand Owners	Lack of information about rules	Identified soon	-	-	ULB	April 2023
(viii)	Authorization of Waste Pickers	Identification of pickers.	Survey started.	-	-	ULB	January 2023
(ix)	Preparation of own by-laws to comply with SWM Rules 2016	prepared	SWM Rules 2016 will prepare soon.	-	-	ULB	Complete

Nagar Palika Parishad Nanpara.

S. No.	Action points For villages / blocks/ town municipalities / City corporations	Identification of gap	Action Plan			Responsible agencies	Timeline for completion of action plan
			Action Point	Budget Required	Budget Available		

District Environment Plan (Bahraich District)

1.	Segregation						
(i)	Segregation of waste at source	40 %	Awareness programs, IEC activities incentives, etc. may be considered	NO	YES	ULB	March 2023
2.	Sweeping						
(i)	Manual sweeping	100 %	Regular basis two time in day	No	yes	ULB	Completed
(ii)	Mechanical Road Sweeping & Collection	Now no Gap	No need, because there is no 4 lane road.	No	NO	NPP Nanpara.	As per requirement
3	Waste Collection						
(i)	100% collection of solid waste	100% No gap	100 % of waste collection is done regularly	No	Yes	NPP Nanpara	On regular basis
(ii)	Arrangement for door to door collection	Improvement in work needed.	All 25 wards are covered for door to door collection and Regular Inspection of City	No	Yes	NPP Nanpara	On regular basis
(iii)	Waste Collection trolleys with separate compartments	needs upgradation	Vehicle should be purchased	Yes	No	NPP Nanpara	April 2023
(iv)	Mini Collection Trucks with separate compartments	needs upgradation	Vehicle should be purchased	Yes	No	ULB	April 2023
(v)	Waste Deposition centres (for domestic hazardous wastes)	Center not available	Construction of plant/MRF needed	Yes	No	NPP Nanpara.	April 2023

District Environment Plan (Bahraich District)

4.	Waste Transport						
(i)	Review existing infrastructure for waste Transport.	segregated waste transport possible,	Plant needed	Yes	No	ULB	July 2023
(ii)	Bulk Waste Trucks	Need of Truck	Required	Yes	No	ULB	July 2023
(iii)	Waste Transfer points	No points	Identification of points	Yes	Yes	ULB	June 2023
5	Waste Treatment and Disposal						
(i)	Wet-waste Management: On-site composting by bulk waste generators (Authority may decide on requirement as per Rules)	No Bulk Waste Generator in ULB. Definition 100 kg per day	No Bulk Waste Generator in ULB.	No	No	ULB	Complete
(ii)	Wet-waste Management: Facility(ies) for central Biomethanation/ Composting of wets waste	No facility available	Plant needed	Yes	No	ULB	Complete
(iii)	Dry-Waste Management: Material Recovery for dry-waste fraction	MRF Center needed	MRF center under construction.	No	Yes	ULB	March 2023
(iv)	Disposal of inert and non-recyclable wastes: Sanitary Landfill	Sanitary Landfill not available, Construction of plant/MRF		NA	NA	NPP Nanpara	

District Environment Plan (Bahraich District)

		needed					
(v)	Remediation of historic/legacy dumpsite	No legacy waste available	Previous legacy waste remediation completed	NA	NA	NPP Nanpara	For remediation July 2023
(vi)	Involvement of NGOs	Yes	Two NGO's are working with NPP. Meeting with NGOs is being organized where discussion on our plan and objective is being done	No	Yes	NPP Nanpara	NGOs involvement is being taken care of on regular intervals
(vii)	EPR of Producers: Linkage with Producers / Brand Owners	Lack of information about rules	IEC activities and meeting with PRO's and (VYAPAR MANDAL)	NA	NA	NPP Nanpara	April 2023
(viii)	Authorisation of Waste Pickers	No Waste Pickers	No Waste Pickers	NA	NA	NPP Nanpara	NA
(ix)	Preparation of own by-laws to comply with SWM Rules 2016	Not prepared yet.	SWM Rules 2016 will prepare soon.	NA	NA	ULB	April 2023

Nagar Panchayat Jarwal.

S. No.	Action points For villages / blocks/ town municipalities / City corporations	Identification of gap	Action Plan			Responsible agencies	Timeline for completion of action plan
			Action Point	Budget Required	Budget Available		
1.	Segregation						

District Environment Plan (Bahraich District)

(i)	Segregation of waste at source	40 %	Awareness programs, IEC activities incentives, etc. may be considered	NO	YES	ULB	March 2023
2	Sweeping						
(i)	Manual Sweeping	100 %	Regular basis two time in day	NO	YES	ULB	Completed
(ii)	Mechanical Road Sweeping & Collection	1 KM of road	Vehicle should be purchased	Yes	No	ULB	June 2023
3	Waste Collection						
(i)	100% collection of solid waste	100 %	NA	No	Yes	ULB	Completed
(ii)	Arrangement for door to door collection	100%	NA	NO	Yes	ULB	Completed
(iii)	Waste Collection trolleys with separate compartments	needs upgradation	Vehicle should be purchased	Yes	No	ULB	April 2023
(iv)	Mini Collection Trucks with separate compartments	needs upgradation	Vehicle should be purchased	Yes	No	ULB	April 2023
(v)	Waste Deposition centres (for domestic hazardous wastes)	not available	Agreement with private vendor.	Yes	No	ULB	April 2023
4.	Waste Transport						
(i)	Review existing infrastructure for waste Transport.	segregated waste transport possible,	Plant needed	Yes	No	ULB	July 2023

District Environment Plan (Bahraich District)

(ii)	Bulk Waste Trucks	NA	required	Yes	No	ULB	July 2023
(iii)	Waste Transfer points	No points	Identification of points	Yes	Yes	ULB	June 2023
5	Waste Treatment and Disposal						
(i)	Wet-waste Management: On-site composting by bulk waste generators (Authority may decide on requirement as per Rules)	No Bulk Waste Generator in ULB. Definition 100 kg per day	No Bulk Waste Generator in ULB.	-	-	ULB	Complete
(ii)	Wet-waste Management: Facility(ies) for central Biomethanation / Composting of wets waste.	No facility available	Plant needed	Yes	No	ULB	Complete
(iii)	Dry-Waste Management: Material Recovery for dry-waste fraction	MRF Center needed	Land identified. Tender completed.	No	Yes	ULB	March 2023
(iv)	Disposal of inert and non-recyclable wastes: Sanitary Landfill	No sanitary landfill available	No sanitary landfill available	Yes	No	ULB	For remediation July 2023
(v)	Remediation of historic/legacy dumpsite	No legacy Waste	No legacy Waste	-	-	ULB	-

District Environment Plan (Bahraich District)

(vi)	Involvement of NGOs	Yes	NGOs involved for management of solid waste campaign	No	Yes	ULB	Activities conducted
(vii)	EPR of Producers: Linkage with Producers / Brand Owners	As per rules, producers and brand-owners should facilitate in collection of packaging waste	Identified soon	-	-	ULB	April 2023
(viii)	Authorisation of Waste Pickers	No waste pickers in ULB	-	-	-	ULB	-
(ix)	Preparation of own by-laws to comply with SWM Rules 2016	No	SWM Rules 2016 will prepare soon	-	-	ULB	April 2023

Nagar Panchayat Risiya.

S. No.	Action points For villages / blocks/ town municipalities / City corporations	Identification of gap	Action Plan			Responsible agencies	Timeline for completion of action plan
			Action Point	Budget Required	Budget Available		
1.	Segregation						
(i)	Segregation of waste at source	40 %	Awareness programs, IEC activities incentives, etc. may be considered	No	YES	ULB	March 2023
2	Sweeping						
(i)	Manual Sweeping	100 %	Regular basis two time in day	No	YES	ULB	Completed
(ii)	Mechanical Road Sweeping & Collection	Not Required	No 4 lane road in ulb			ULB	No required

District Environment Plan (Bahraich District)

3	Waste Collection						
(i)	100% collection of solid waste	100 %	NA	No	Yes	ULB	Completed
(ii)	Arrangement for door to door collection	100%	NA	NO	Yes	ULB	Completed
(iii)	Waste Collection trolleys with separate compartments	needs upgradation	Vehicle should be purchased	Yes	No	ULB	April 2023
(iv)	Mini Collection Trucks with separate compartments	needs upgradation	Vehicle should be purchased	Yes	No	ULB	April 2023
(v)	Waste Deposition centres (for domestic hazardous wastes)	not available	Agreement with private vendor.	Yes	No	ULB	April 2023
4.	Waste Transport						
(i)	Review existing infrastructure for waste Transport.	segregated waste transport possible,	Plant needed	Yes	No	ULB	July 2023
(ii)	Bulk Waste Trucks	NA	required	Yes	No	ULB	July 2023
(iii)	Waste Transfer points	No points	Identification of points	Yes	Yes	ULB	June 2023
5	Waste Treatment and Disposal						
(i)	Wet-waste Management: On-site composting by bulk waste generators (Authority may decide on requirement as per Rules)	No Bulk Waste Generator in ULB. Definition 100 kg per day	No Bulk Waste Generator in ULB.	-	-	ULB	Complete

District Environment Plan (Bahraich District)

(ii)	Wet-waste Management: Facility(ies) for central Biomethanation /Composting of wets waste.	No facility available	Plant needed	Yes	No	ULB	Complete
(iii)	Dry-Waste Management: Material Recovery for dry-waste fraction	MRF Center needed	Under Construction	No	Yes	ULB	March 2023
(iv)	Disposal of inert and non-recyclable wastes: Sanitary Landfill	No sanitary landfill available	No sanitary landfill available	Yes	No	ULB	For remediation July 2023
(v)	Remediation of historic / legacy dumpsite	No legacy Waste	No legacy Waste	-	-	ULB	No Need
(vi)	Involvement of NGOs	Yes	NGOs involved for management of solid waste campaign	No	Yes	ULB	Activities conducted
(vii)	EPR of Producers: Linkage with Producers / Brand Owners	As per rules, producers and brand-owners should facilitate in collection of packaging waste	Identified soon	-	-	ULB	April 2023
(viii)	Authorisation of Waste Pickers	No waste pickers in ULB	-	-	-	ULB	
(ix)	Preparation of own by-laws to comply with SWM Rules 2016	No	SWM Rules 2016 will prepare soon	-	-	ULB	April 2023

Conclusion & Recommendations

The above planned action should be implemented in time based manner.

- Actions-on model city/town/villages to be taken on priority.
- Strengthen waste collection, storage and transportation system. Set up surveillance squads/ Task Forces at Ward/Circle level. Attend vulnerable sites/locations and clean them.
- Special attention on slums and settlements near Railway tracks to maintain hygienic conditions.
- Install bio-mining activities for clearing legacy waste dump-sites.
- Prohibiting burning of garbage.

c. Plastic waste Management

Plastic products become an integral part of our daily life. That's why Plastic became a menace worldwide as plastic polymer is produced at massive scale worldwide. On an average, production of plastic crosses 150 million tones globally per year. It has wide application in packaging, films, wrapping materials, shopping and garbage bags, fluid containers, clothing, toys, household and industrial products and building materials.

According to a report of Central Pollution Control Board (CPCB) of 2017-18, it is estimated that India generates approximately 9.4 million tones/ annum plastic waste (which amounts to 26000 tones of waste per day) and out of this approximately 5.6 million tones per annum plastic waste is recycled (i.e. 15600 tones per day) and 3.8 million tones per annum plastic waste is left uncollected or littered (9400 tones per day). The Government of India notified Plastic Waste Management (PWM) Rules, 2016 on 18th March, 2016. These rules were further amended and named as "Plastic Waste Management (Amendment) Rules, 2018". These rules shall apply to every Waste Generator, Local Body, Gram Panchayat, Manufacturer, Importer, Producer and Brand Owner. At domestic level, plastic waste constitutes a part of municipal waste and segregation is a very important issue in order to effectively handle it.

Environmental issues on disposal of Plastic Waste:

Indiscriminate littering of unskilled recycling/reprocessing and non-biodegradability of plastic waste raises the following environmental issues:

- During polymerization process fugitive emissions are released.
- During product manufacturing various types of gases are released.
- Indiscriminate dumping of plastic waste on land makes the land infertile due to its barrier properties.
- Burning of plastics generates toxic emissions such as Carbon Monoxide, Chlorine, Hydrochloric Acid, Dioxin, Furans, Amines, Nitrides, Styrene, Benzene, 1, 3- butadiene, CCl₄, and Acetaldehyde.
- Lead and Cadmium pigments, commonly used in LDPE, HDPE and PP as additives are toxic and are known to leach out.
- Non-recyclable plastic wastes such as multilayer, metalised pouches and other thermoset plastic poses disposal problems.
- Sub-standard plastic carry bags, packaging films (<40μ) etc. pose problem in collection and

recycling.

- Littered plastics give unaesthetic look in the city, choke the drain and may cause flood during monsoon.
- Garbage mixed with plastics interferes in waste processing facilities and also cause problems in landfill operations.
- Recycling industries operating in non-conforming areas are posing threat to environment to unsound recycling practices.

(a) Current status related to Plastic waste management

	Urban Local bodies	Estimated quantity of Plastic Waste Generated per day
1	Municipal corporations (Nagar Nigam or Mahanagar Palika)	NA
2	Municipalities (Nagar Palikas)	8.16 TPD
	Nagar Palika Parishad Bahraich	7.0 TPD
	Nagar Palika Parishad Nanpara Bahraich	1.16 TPD
3	Nagar panchayats (Town area Councils)	0.78 TPD
	Nagar Panchayat Jarwal	0.46 TPD
	Nagar Panchayat Risiya	0.32 TPD

	Local Bodies	Plastic Waste Generated per day
1	Block /Taluk / Mandal Tehsils	NA
2	Village/Gram Panchayats	NA

(a) Identification of gaps and Action plan:

Nagar Palika Parishad, Bahraich

S.No.	Action points For village panchayats/ blocks/ municipalities / corporations	Identification of gap	Action plan			Responsible Agencies	Timeline for completion of action plan
			Action Point	Budget Required	Budget Available		

District Environment Plan (Bahraich District)

1.	Door to Door collection of dry waste including PW	100 % collection ,No gap	keep on upgrading as per requirement	No	No	ULB	Completed/Regular
2.	Facilitate organized collection of PW at Waste transfer point or Material	PW collected transfer to MRF center	PW collected transfer to MRF center	No	Yes	ULB	January 2023
3.	PW collection Centres	Collection done by ULB	No gap	No	Yes	ULB	Complete/Regular
4.	Awareness and education programs implementation	creating awareness among public for minimizing and recycling PW	3 P rule applied Awareness and effective organized drives	No	Yes	ULB	Complete/Regular
5.	Access to Plastic Waste Disposal Facilities	Send to Ayodhya UPPCB	Send to Ayodhya UPPCB	No	Yes	ULB	Complete/Regular

Nagar Palika Parishad Nanpara.

S.No.	Action points For village panchayats/ blocks/ municipalities/ corporations	Identific ation of gap	Action plan			Respons ible Agencie s	Target time for Complia nce
			Action Point	Budget Required	Budget Available		
1.	Door to Door collection of dry waste including PW	100 % Complete	No gap	No	No	ULB	Completed

District Environment Plan (Bahraich District)

2.	Facilitate organised collection of PW at Waste transfer point or Material	PW collected MRF center Land Identified tender completed.	PW collected MRF center Land Identified tender completed.	No	Yes	ULB	March 2023
3.	PW collection Centres	Collection done by ULB	No gap	No	Yes	ULB	Complete
4.	Awareness and education programs implementation	creating awareness among public for minimizing and recycling PW	3 P rule applied Awareness and effective drives organized	No	Yes	ULB	Complete
5.	Access to Plastic Waste Disposal Facilities	Send to Ayodhya UPPCB	Send to Ayodhya UPPCB	No	Yes	ULB	Complete

Nagar Panchayat Jarwal.

S.No.	Action points For village panchayats/ blocks/ municipalities / corporations	Identific ation of gap	Action plan			Respons ible Agencie s	Timeline for completi on of action plan
			Action Point	Budget Required	Budget Available		
1.	Door to Door collection of dry waste including PW	100 %	No gap	No	No	ULB	Completed
2.	Facilitate organised collection of PW at Waste transfer point or Material	PW collected MRF center Land Identified tender completed.	PW collected MRF center Land Identified tender completed.	No	Yes	ULB	April 2023

District Environment Plan (Bahraich District)

3.	PW collection Centres	Collection done by ULB	No gap	No	Yes	ULB	Complete
4.	Awareness and education programs implementation	creating awareness among public for minimizing and recycling PW	3 P rule applied Awareness and effective drives organized	No	Yes	ULB	Complete
5.	Access to Plastic Waste Disposal Facilities	Send to Ayodhya UPPCB	Send to Ayodhya UPPCB	No	Yes	ULB	Complete

Nagar Panchayat Risiya.

S.No.	Action points For village panchayats/ blocks/ municipalities / corporations	Identification of gap	Action plan			Responsible Agencies	Timeline for completion of action plan
			Action Point	Budget Required	Budget Available		
1.	Door to Door collection of dry waste including PW	100 %	No gap	No	No	ULB	Completed
2.	Facilitate organised collection of PW at Waste transfer point or Material	PW collected MRF center Land Identified tender completed.	PW collected MRF center Land Identified tender completed.	No	Yes	ULB	April 2023
3.	PW collection Centres	Collection done by ULB	No gap	No	Yes	ULB	Complete
4.	Awareness and education programs implementation	creating awareness among public for minimizing and recycling	3 P rule applied Awareness and effective drives organized	No	Yes	ULB	Complete

		PW					
5.	Access to Plastic Waste Disposal Facilities	Send to Ayodhya UPPCB	Send to Ayodhya UPPCB	No	Yes	ULB	Complete

Conclusion & Recommendations

- Plastic Waste Management Rules, 2016 should be implemented on priority basis.
- Actions-on city/town/villages to be taken on priority.
- Recycling facilities must be developed at district levels.
- Strengthen waste collection, storage and transportation system. Set up surveillance squads/ Task Forces at Ward/Circle level. Attend vulnerable sites/locations and clean them.

[Action plan should cover all village panchayats/ blocks/ town municipalities / City corporations. Action plan need not be prepared in Tabular form as above. Action plan may dwell upon other relevant action points not mentioned in above template. If required budgetary requirement and provisions may also be mentioned]

d. Construction & Demolition Waste Management

Safe and cost-effective management of construction & demolition wastes is a significant environmental challenge for modern society. Due to rapid urbanization is changing the nature of construction & demolition wastes management from a low priority, localized issue to a pervasive social and environmental problem with risks to public health and environment. Inadequately managed waste disposal has the potential to affect the health and environment. Construction and demolition waste" means waste comprising of building Materials, debris and rubble resulting from construction, re-modeling, repair and demolition of any civil structure". The construction and demolition waste generated is about 530 million tonnes annually. The Ministry of Environment, Forest and Climate Change notified the Construction & Demolition Waste Management Rules, 2016 on 29 March 2016. The rules are an initiative to effectively tackle the issues of pollution and waste management.

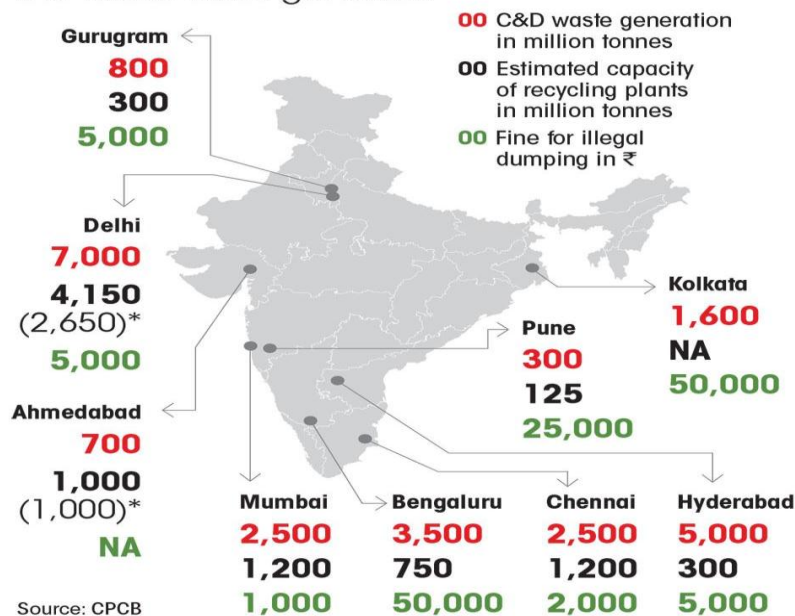
India recycles just one per cent of its construction and demolition (C&D) waste, a new report released by Delhi-based non-profit, Centre for Science and Environment (CSE) on August 25, 2020, has shown.

The country generates an estimated 150 million tonnes of C&D waste every year, according to the

Building Material Promotion Council. But the official recycling capacity is a meagre 6,500 tonnes per day - just about one per cent.

Ill-equipped to recycle

Plants do not have the capacity to manage the waste cities generate



*Additional capacity of plants in the pipeline.
 All figures are based on the capacity of the proposed recycling plants except for Delhi and Ahmedabad, which have already set up their plants.

The Bureau of Indian Standards has allowed the use of concrete made from recycled material and processed C&D waste. The Construction and Demolition Waste Rules and Regulations, 2016 have mandated reuse of recycled material.

Even the Swachh Bharat Mission has recognised the need for C & D waste management. Ranking points for C&D waste management for Swachh Survekshan 2021 have been doubled to 100 points, divided equally between management infrastructure and waste processing efficiency.

Cities will need to have a C&D waste collection system in place; notified charges for C & D services and segregation of waste in five streams. Under waste processing efficiency criteria, ranking points will be awarded based on the percentage of collected waste that is processed and reused.

A . Current status related to C & D Waste

Details of Data Requirement	Present Status
Total C & D waste generation in MT per day (As per data from Municipal Corporations / Municipalities)	

District Environment Plan (Bahraich District)

Nagar Palika Parishad Bahraich.	4.39 TPD
Nagar Palika Parishad Nanpara Bahraich	0.72 TPD
Nagar Panchayat Jarwal	0.29 TPD
Nagar Panchayat Risiya	0.20 TPD
Does the District has access to C&D waste recycling facility?	
Nagar Palika Parishad Bahraich.	All C & D waste sent to the local registered construction contractor of ULB
Nagar Palika Parishad Nanpara Bahraich	All C & D waste sent to the local registered construction contractor of ULB
Nagar Panchayat Jarwal	All C & D waste sent to the local registered construction contractor of ULB
Nagar Panchayat Risiya	All C & D waste sent to the local registered construction contractor of ULB.

b. Identification of gaps and Action plan:

Nagar Palika Parishad, Bahraich

S. No.	Action points for blocks / town municipalities /City corporations	Identification of Gaps	Action Plan			Responsible agency	Timeline for completion of action plan
			Action Point	Budget Required	Budget Available		
1.	Arrangement for separate collection of C & D waste to C & D waste deposition point	Yes	Tractor and trolley separated	No	Yes	ULB	Complete

District Environment Plan (Bahraich District)

2.	Whether local authority have fixed user fee on C & D waste and introduced permission system for bulk waste generators who generate more than 20 tons or more in one day or 300 tons per project in a month?	No	Yes under SWM bye laws	NA	NA	ULB	Complete
3.	C & D recycling Facility	Machine Purchased	RAW material used in Patch work of road	No	No	ULB	April 2023
4.	Usage of recycled C & D waste in non-structural concrete, paving blocks, lower layers of road pavements, colony and rural roads	Yes, in lower layers of road pavements, colony and rural roads	Yes, in lower layers of road pavements, colony and rural roads	-	-	ULB	-
5.	IEC on C & D waste management	creating awareness created among local communities.	Awareness and effective drives organized	No	Yes	ULB	Complete

Nagar Palika Parishad Nanpara.

S. No.	Action points for blocks / town municipalities / City corporations	Identification of Gaps	Action Plan			Responsible agency	Timeline for completion of action plan
			Action Point	Budget Required	Budget Available		

District Environment Plan (Bahraich District)

1.	Arrangement for separate collection of C&D waste to C&D waste deposition point.	Yes	Tractor and trolley separated	No	Yes	ULB	Complete
2.	Whether local authority have fixed user fee on C&D waste and introduced permission system for bulk waste generators who generate more than 20 tons or more in one day or 300 tons per project in a month?	No	No	NA	NA	ULB	April 2023
3.	C&D recycling Facility	No	RAW material used in Patch work of road	Yes	No	ULB	April 2023
4.	Usage of recycled C & D waste in non-structural concrete, paving blocks, lower layers of road pavements, colony and rural roads	Yes	Yes, in lower layers of road pavements, colony and rural roads	NA	NA	ULB	
5.	IEC on C & D waste management	creating awareness created among local communities.	Awareness and effective drives organized			No	Yes

Nagar Panchayat Jarwal.

S.	Action points for	Identifica	Action Plan	Responsib	Timeli
----	-------------------	------------	-------------	-----------	--------

District Environment Plan (Bahraich District)

No.	blocks / town municipalities / City corporations	Identification of Gaps	Action Point	Budget Required	Budget Available	Implementing agency	Timeline for completion of action plan
1.	Arrangement for separate collection of C&D waste to C&D waste deposition point.	Yes	Tractor and trolley separated	No	Yes	ULB	Complete
2.	Whether local authority have fixed user fee on C&D waste and introduced permission system for bulk waste generators who generate more than 20 tons or more in one day or 300 tons per project in a month?	No	No	-	-	ULB	April 2023
3.	C & D recycling Facility	No	RAW material used in Patch work of road	Yes	No	ULB	April 2023
4.	Usage of recycled C & D waste in non-structural concrete, paving blocks, lower layers of road pavements, colony and rural roads	Yes, in lower layers of road pavements, colony and rural roads	Yes, in lower layers of road pavements, colony and rural roads	-	-	ULB	
5.	IEC on C & D waste management	creating awareness created among local communities.	Awareness and effective drives organized	No	Yes	ULB	Complete

Nagar Panchayat Risiya.

S.	Action points for	Identification of	Action Plan	Responsible	Timeline for
----	-------------------	-------------------	-------------	-------------	--------------

District Environment Plan (Bahraich District)

No.	blocks / town municipalities / City corporations	Gaps	Action Point	Budget Required	Budget Available	Implementing agency	Completion of action plan
1.	Arrangement for separate collection of C & D waste to C & D waste deposition point.	Yes	Tractor and trolley separated	No	Yes	ULB	Complete
2.	Whether local authority have fixed user fee on C&D waste and introduced permission system for bulk waste generators who generate more than 20 tons or more in one day or 300 tons per project in a month?	No	No	NA	NA	ULB	April 2023
3.	C & D recycling Facility	No	RAW material used in Patch work of road	Yes	No	ULB	April 2023
4.	Usage of recycled C & D waste in non-structural concrete, paving blocks, lower layers of road pavements, colony and rural roads	Yes, in lower layers of road pavements, colony and rural roads	Yes, in lower layers of road pavements, colony and rural roads	-	-	ULB	-
5.	IEC on C & D waste management	creating awareness created among local	Awareness and effective drives organized	No	Yes	ULB	Complete

		communities.					
--	--	--------------	--	--	--	--	--

Conclusion & Recommendations

- Public notices may be issued that construction and demolition waste should only be disposed at pre-identified/notified sites.
- Set up more construction and demolition waste processing facilities.

[Action plan for C&D waste management should cover all village panchayats/ blocks/ town municipalities / City corporations. Action plan need not be prepared in Tabular form as above, however all the components mentioned should be addressed for overall C&D waste management. Action plan may dwell upon other relevant action points not mentioned in above template. If required budgetary requirement and provisions may also be mentioned

e. Biomedical Waste Management

Biomedical waste is defined as “any waste, which is generated during the diagnosis, treatment or immunization of human beings or animals or in research activities pertaining thereto or in the production or testing of biological”. The biomedical waste management and handling has been assuming increasing significance for the past few years. The responsibility of medical administrators as regards proper handling and disposal of this category of waste has now become a statutory requirement with the promulgation of Government of India.

Categories of Biomedical Waste

There are ten defined categories (category code Nos. 1 to 10) as follows:

1. Human anatomical waste: (tissues, organs, body parts)
2. Animal waste: (including animals used in research and waste originating from veterinary hospitals and animal houses).
3. Microbiological and biotechnology waste : (including waste from lab cultures, stocks or specimens of microorganisms, live or attenuated vaccines, wastes from production of biological etc.)
4. Waste sharps:(used/unused needles, syringes, lancets, scalpels, blades, glass etc.)
5. Discarded medicines and cytotoxic drugs.
6. Soiled wastes: (items contaminated with blood and body fluids, including cotton dressings, Linen, plaster casts, bedding etc.)
7. Solid wastes: (wastes generated from disposable items other than waste sharps such as tubing, catheters, i. v. sets, etc.)
8. Liquid waste: (waste generated from washing, cleaning, housekeeping and disinfection activities including these activities in labs).

9. Incineration ash: (From incineration of any biomedical waste)

10. Chemical waste: (chemicals used in production of biological and disinfection).

Disposal of this waste is an environmental concern, as many medical wastes are classified as infectious or biohazardous and could potentially lead to the spread of infectious disease. The most common danger for humans is the infection which also affects other living organisms in the region. Daily exposure to the wastes (landfills) leads to accumulation of harmful substances or microbes in the person's body.

Biomedical waste must be properly managed and disposed of to protect the environment general public and workers, especially healthcare and sanitation workers who are at risk of exposure to biomedical waste as an occupational hazard. Steps in the management of biomedical waste include generation, accumulation, handling, storage, treatment, transport and disposal.

The Bio-medical Waste (Management and Handling) Rules, 1998 and further amendments were passed for the regulation of bio-medical waste management on 28th Mar 2016 Biomedical Waste Management Rules 2016 were also notified by Central Govt. Each state's Pollution Control Board or Pollution control Committee will be responsible for implementing the new legislation. New regulations affect the distribution of medical waste by medical professionals into their proper receptacles.

In India, though there are a number of different disposal methods, the situation is desultory and most are harmful rather than helpful. If body fluids are present, the material needs to be incinerated or put into an autoclave. Although this is the proper method, most medical facilities fail to follow the regulations. It is often found that biomedical waste is dumped into the ocean, where it eventually washes up on shore, or in landfills due to improper sorting or negligence when in the medical facility. Improper disposal can lead to many diseases in animals as well as humans. For example, animals, such as cows in Pondicherry, India, are consuming the infected waste and eventually, these infections can be transported to humans who consume their meat or milk. Large number of unregistered clinics and institutions also generate bio-medical waste which is not controlled.

Due to the competition to improve quality and so as to get accreditation from agencies like ISO, NABH, JCI, many private organizations have initiated proper bio-medical waste disposal but still the gap is huge.

The latest guidelines for segregation of bio-medical waste recommend the following color coding:

- **Red Bag** – Syringes (without needles), soiled gloves, catheters, IV tubes etc. should be all disposed of in a red colored bag, which will later be incinerated.
- **Yellow Bag** – All dressings, bandages and cotton swabs with body fluids, blood bags, human anatomical waste, body parts are to be discarded in yellow bags.

- **Cardboard box with blue marking** – Glass vials, ampules, other glass ware is to be discarded in a cardboard box with a blue marking/sticker.
- **White Puncture Proof Container (PPC)** – Needles, sharps, blades are disposed of in a white translucent puncture proof container.
 - **Black Bags** – These are to be used for non-bio-medical waste. In a hospital setup, this includes stationary, vegetable and fruit peels, leftovers, packaging including that from medicines, disposable caps, disposable masks, disposable shoe-covers, disposable tea cups, cartons, sweeping dust, kitchen waste etc.



Improper management of health care waste can have both direct and indirect health consequences for health personnel, community members and on the environment. Indirect consequences in the form of toxic emissions from inadequate burning of medical waste, or the production of millions of used syringes in a period of three to four weeks from an insufficiently well planned mass immunization campaign. Biomedical waste is not limited to medical instruments; it includes medicine, waste stored in red bio-hazard bags, and materials used for patient care, such as cotton and band-aids. The most serious effect that biomedical waste has on our seas is the discharge of poisons into the waters that could then be consumed by ocean life creatures. Toxins would interject into the food chain and eventually reach humans who consume sea creatures. Human exposure to such toxins can stunt human growth development and cause birth defects.

a. Current Status related to biomedical waste

Inventory of BMW in the District	Quantity
----------------------------------	----------

District Environment Plan (Bahraich District)

Total no. of Bedded Healthcare Facilities	71
Total no. of non-bedded HCF	NA
No. of HCFs authorised by SPCBs/PCCs	16
No of Common Biomedical Waste Treatment and Disposal Facilities (CBWTFs)	1
Capacity of CBWTFs	3000 Kg/day
No. of Deep burials for BMW if any	55
Quantity of biomedical waste generated per day	310 Kg/day
Quantity of biomedical waste treated per day	310 Kg/day

b. Identification of gaps and Action plan:

S. No.	Action points For village panchayats/ blocks/ municipalities / corporations	Identification of gap	Action Plan			Responsible agency	Timeline for completion of action plan
			Action Point	Budget Required	Budget Available		
1.	Inventory and Identification of Healthcare Facilities	No Gap	Do	YES	YES	Spectrum waste solution Pvt.Ltd.	Completed
2.	Adequacy of facilities to treat biomedical waste	No Gap	BMW waste is handed over to agency	No	Yes	Spectrum Waste Solution Pvt. Ltd.	Completed

District Environment Plan (Bahraich District)

3.	Tracking of BMW	Not provided by agency	Working on it	NA	NA	Health department + Agency	June, 2023
4.	Awareness and education of healthcare staff	No Gap	Awareness programmes and training for healthcare staff and ULB is organised	Yes	No	Health Department	Training organised by DQAC (Yearly)
5.	Adequacy of funds	Yes	Do	No	No	Health Department	Year wise
6.	Compliance to Rules by HCFs and CBWTFs	Yes	Instant action	No	No	Health department	Regular
7.	District Level Monitoring Committee	Committee is exist (District environment committee)	07.01.2023	No	Yes	Forest department organised	Monthly
8.	Waste water Treatment	Yes required	Proposal is going on	Yes	No	Health department + UPPCB	DEC.2023

Conclusion and Recommendations

- Hospitals, Clinics and individual practitioners may be served with notices to prohibit disposal of bio-medical waste in the community dustbins. In case of non- compliance, EC may be imposed on them.
- Cities, towns and villages may tie-up individually or collectively to transport bio- medical waste to the common treatment plants

[SPCBs/PCCs is the prescribed authority to ensure implementation of BMW Management Rules, 2016. However, Rules also provides mandates to health department to monitor compliance. Hence Action plan for BMW waste management should cover access to biomedical waste management in entire geographical area of the district village panchayats / blocks/ town municipalities / City corporations. Action plan need not be prepared in Tabular form.

SPCBs/PCC should be part of action plan. Action plan may dwell upon other relevant action points not mentioned in above template. If required budgetary requirement for government HCFs may also be mentioned].

f. Hazardous Waste Management

Hazardous waste is those that may contain toxic substance generated from industrial, hospital, some type of household waste. The improper handling, collection, treatment and disposal of hazardous waste material may cause substantial harm to human health or environment. Hazardous wastes can take the form of solids, liquids, sludges or contained gases and they are generated primarily by chemical production, manufacturing and other industrial activities.

They may cause damage during inadequate storage, transportation, treatment or disposal operations. Improper hazardous-waste storage or disposal frequently contaminates surface and groundwater supplies. People living in homes built near old and abandoned waste disposal sites may be in a particularly vulnerable position. Hazardous wastes are classified on the basis of their biological, chemical, and physical properties. These properties generate materials that are toxic, reactive, ignitable, corrosive, infectious, or radioactive.

a. Current Status related to Hazardous Waste Management

Details of Data Requirement	Present Status
No of Industries generating HW	06
Quantity of HW in the district	6.810 MT/Annum
(i) Quantity of Incinerable HW	6.60 MT/Annum
(ii) Quantity of land-fillable HW	0.210 MT/Annum
(iii) Quantity of Recyclable / utilizable HW	None
No of captive/common TSDF	[Nos of integrated TSDF-0], [Nos of SLF-0]. [No of Standalone incinerators-0]
Contaminated Sites or probable contaminated sites	0

b. Identification of gaps and Action plan:

S.	Action	Identification of	Action Plan	Responsible	Timeline for
----	--------	-------------------	-------------	-------------	--------------

District Environment Plan (Bahraich District)

No.	points for village panchayats/ blocks/ municipalities/ corporations	gap	Action Point	Budget Required	Budget Available	Agencies	completion of action plan
1.	Regulation of industries and facilities generating Hazardous Waste	Yes, as per office record 06 No. of Industries generating Hazardous Waste	Partially Complying	Not required	Not available	UPPCB	Regular activity
2.	Establishment of collection centres	There is no any TSDFs recycler is situated in district Bahraich	As per office record all 06 Hazardous Waste Generating industries used Hazardous Waste as a fuel in own unit	Not required	Not available	UPPCB/ local authority	Immediate action
3.	Training of workers involved in handling / recycling / disposal of HW	As per office record all 06 Hazardous Waste Generating industries used Hazardous Waste as a fuel in own unit	Training of workers involved in handling / recycling / disposal of HW on safety aspects through department of industries.	Not required	Not available	Industry/ UPPCB/ department of industry	Regular activity
4.	Availability / Linkage with common TSDF or disposal facility	There is no any TSDFs is situated in district Bahraich	As per office record all 06 Hazardous Waste Generating industries used Hazardous Waste as a fuel in own unit	Not required	Not available	UPPCB	Immediate
5.	Contaminated Sites	There is no gap	No potable contaminated site, incidents of contaminated site situated in district Bahraich	Not required	Not Applicable	UPPCB / CPCB	NA

Major source of hazardous waste (HW) is industries and facilities located in the districts, who are required to be regulated under Water (P and CP) Act 174, Air (P and CP) Act 1981 and E(P) Act, 1986 and the Rules notified thereof. Many commercial establishments like automobile repair shops, paint workshops, stores, etc. may also generate small quantities of hazardous waste. The district administration should be aware of the type of hazardous waste generation in their district and adequacy of facilities for safe handling and disposal within or outside District. Linkage of district administration with common TSDFs in the State is necessary to establish system for safe disposal of domestic hazardous waste.

(i) E-Waste Management

Waste electrical and electronic equipment (WEEE) is becoming major threat to the whole world. Rapid growth of technology, up-gradation of technical innovations and a high rate up-gradation by exchanging old electronic items have led to one of the fastest growing waste in the world.

Its toxic emissions mixed with virgin soil and air and causing harmful effects to the entire biota either directly or indirectly. Direct impacts include release of acids, toxic compounds including heavy metals, carcinogenic chemicals and indirect effects such as bio magnification of heavy metals. Many private firms are involved in collecting, dismantling, separation and exporting e-wastes for recyclers. However, strict regulations are currently being followed as on approval of such firms such as e-steward certification by Basel action network in US, they also involved in public awareness programs. E-Waste consists of end of electrical and electronic equipments and products such as: Refrigerator, Washing machines, Computers and Printers, Televisions, Mobiles, I-pods etc.

The Ministry of Environment, Forest and Climate Change notified the E-Waste Management Rules, 2016 on 23 March 2016 in supersession of the e-waste (Management & Handling) Rules, 2011. The amendment in rules has been done with the objective of channelizing the E-waste generated in the country towards authorized dismantlers and recyclers in order to formalize the e-waste recycling sector. The collection targets under the provision of Extended Producer Responsibility (EPR) in the Rules have been revised and targets have been introduced for new producers who have started their sales operations recently.

a. Current Status related to E-Waste Management

Details of Data Requirement	Present Status
Inventory of E-Waste in MT/year	0 MT/Year

District Environment Plan (Bahraich District)

Collection centers established by ULBs in the District	0
Collection centers established by Producers or their PROs	0
No authorized E-Waste recyclers / Dismantler	0

b. Identification of gaps and action plan:

S. No.	Action points For village panchayats/ blocks/ municipalities / corporations	Identification of gap	Action Plan			Responsible agency	Timeline for completion of action plan
			Action Point	Budget Required	Budget Available		
1	Inventory / Generation of E-Waste / Bulk-waste generators	No bulk E-waste generators is situated in district Bahraich ,so there is no gap	inventory of generation of E-waste / Bulk-waste generators is going on.	Not required	Not available	SPCB/UPPCB	Regular Activity
2	E-Waste collection points	As per office record no any E-Waste collection points is situated/identify in district-Bahraich because no bulk E- Waste generators is identify in the district.	Regular monitoring	Not required	Not available	E-Waste Recycler/ Producers/ Local Bodies	Immediate
3	Linkage among Stakeholders to channelize E-Waste	No Gap	There is no any authorized E-waste recyclers and bulk E-Waste generators is indetify in district Bahraich.	Not required	Not Applicable	Local Bodies/UPPCB/ District Administration	Regular Activity

District Environment Plan (Bahraich District)

4	Regulation of Illegal E- Waste recycling / dismantling	There is no recycling and dismantling unit is situated in district-Bahraich.	No work	Not required	Not Applicable	UPPCB	Regular Activity
5	Integration of informal sector	Mechanism exists for bringing informal sector into main stream in collection and recycling of E-Waste	No Action	Not required	Not Applicable	UPPCB/ Department of Industries	Regular Activity
6	Awareness and Education	Programs at district level for awareness about E- waste management	Plan special workshops and awareness campaigns through Producers / PROs	Yes required	NIL	UPPCB/ E-Waste Producers	Regular Activity

Conclusion and Recommendations

- E waste (Management) Rules 2016 should be stringently complied.
- All E waste generator, processor, user etc. should take proper permission/ authorization from UPPCB.
- All the E waste should be stored as per CPCB guidelines and Form 2 & 3 must be maintained by generator.
- All the E-Waste should be channelized to dispose to board authorized agencies only.

[CPCB is the prescribed authority to grant Extended Producer Authorisation to various Producers of Electrical and Electronic Equipment being placed on market. Targets for collection of their E-Waste is given to each Producers. Every producer should have installed a network of collection centres pan India, accordingly, every district should be covered. SPCBs/PCCS are given mandate to ensure implementation of EPR authorisation. Therefore district administration should have all information about collection centres / call centres established by various producers in the District. Such information should be disseminated to public and local administration. Action plan for E-Waste management should cover the aspects of inventory, collection centres for e-waste channelization, linkage with Producers of their PROs, linkage with recyclers, information of bulk waste generators and effective EPR verification by SPCBs. Action plan need not be prepared in Tabular form. SPCBs/PCC should be part of action plan. Action plan may dwell upon other relevant action points not mentioned in above template.]

3.0 Air Quality Management

Air quality affects our health our livability of our cities and towns, and our environment. Air pollution, particularly from human activity, can cause health problems which affect the heart and lungs, and can cause cancer. Even short-term exposure to air pollution can cause health problems. Children, the elderly and people with existing heart and lung condition are especially affected by air pollution. Air quality management refers to all the activities a regulatory undertakes to protect human health and the environment from the harmful effects of air pollution. There is a continuous review and assessment of goals and strategies based on their effectiveness. All parts of this process are informed by scientific research that provides air quality managers with essential understanding of how pollutants are emitted, transported in air and their effects on human health and the environment.

a.Current Status related to Air Quality Management

Details of Data Requirement	Present Status
Number of Automatic Air Quality monitoring stations in the district. - Operated by SPCB / State Govt / Central govt./ PSU agency : - Operated by Industry:	0 0
Number of manual monitoring States operated by SPCBs	0
Name of towns / cities which are failing to comply with national ambient air quality stations	NA
No of air pollution industries	24
Prominent air polluting sources [Large Industry] / [Small Industry] / [Unpaved Roads] / [Burning of Waste Stubble] / [Brick Kiln] / [Industrial Estate] / [Others] (Multiple selection)	[Hotspots of air pollution] – No Hotspot of air pollution situated in District Bahraich

b.Identification of gaps and action plan:

S. No.	Action points For village panchayats / blocks/ municipalities / corporations	Identification of gap	Action Plan			Responsible Agency	Timeline for completion of action plan
			Action Point	Budget Required	Budget Available		

District Environment Plan (Bahraich District)

1.	Identification of prominent air polluting sources?	No Hotspot of air pollution situated in District Bahraich		Not required	Not Applicable	UPPCB	Regular Activity
2.	Ambient Air quality data?	Online air quality monitoring cell is not established.	There is no plan to get access to available air quality monitoring station in the district.	Yes required	NIL	UPPCB / CPCB / Agency	June 2024
3.	Setting up of Continuous Ambient Air Quality Monitoring Station	Yes there is gap CAAQMS manual stations required to setup in the bahraich.	CAAQMS or manual stations is required to setup in the bahraich	Yes	Nil	UPPCB/ Nagar Palika Parisads	31-12-2024
4.	District Level Action Plan for Air Pollution	No hotspot of air pollution is situated in dist-bahraich so no specific action plan is required.	District Level Environment management plan is completed	0	0	UPPCB / Forest Department	Completed
5.	Hotspots of air pollution in District	Regular monitoring	No Hotspot of air pollution situated in District Bahraich	Not required	Not Applicable	UPPCB	Regular activity
6.	Awareness on Air Quality		Sameer app and Swachh Vayu App is already worked.	Not required	Not Applicable	UPPCB / CPCB	Completed

Conclusion and Recommendations

- State Pollution Control Board should post the information (district wise on its website) indicating industries projects granted with consents ameliorative steps and their compliance status.
- Industries discharging Air Emission and not having proper APCM are closed down as per Air Act till compliance is achieved Public access for informing that if any industry is discharging unauthorized gaseous emissions, may be provided on the website of SPCB and such complaints be acted expeditiously.

The district administration is expected know the air quality in the district, identify air polluting sources both industrial and urban area sources and shall monitor mitigation measures and compliance of air polluting sources. District level air quality management plan is necessary to monitor and implement programs for improving air quality in the district. Action plans prepared for 100+ non-attainment cities

under NCAP project initiated by MoEF & CC may be referred for drawing district action plan. Action plan need not be prepared in Tabular form. SPCBs/PCC may be part of action plan for control of industrial air pollution. Action plan may dwell upon other relevant action points which are not mentioned in above template.

4.0 Water quality management

Systematic management of water resources is necessary to ensure the required balance between development pressures and the safeguarding of the natural and built environment for future generations. The purpose of Water Quality management Plan (WQMP) is to reduce discharge of pollutants into urban runoff from development projects by reducing or eliminating sources of pollutants, and managing site runoff volumes and flow rates through best Management Practices.

Domestic Sewage Management Plan

Domestic sewage is generated by domestic activities including toilet, bathroom, clothes washing and kitchen cleaning activities. This sewage water contains high levels of micro-organisms, chemicals (nutrients) and other contaminants capable of causing human illness and adversely impacting on the local environment.

4.1 Water Quality Monitoring

a. Current Status related to Water Quality Management, Bahraich

Details of Data Requirement	Present Status
Rivers	Ghagra - 160km Saryu – 90km Old Saryu – 182.50km Tedhi – 35 km
Length of Coastline (if any)	NA
Nalas/ Drains/Creeks meeting Rivers	06
Lakes / Ponds	02 and 02 Hectare
Total Quantity of sewage from towns and cities in District	12 MLD
Quantity of industrial waste water	3.045 MLD
Percentage of untreated sewage	0%
Details of bore wells and number of permissions given for extraction of groundwater	20

District Environment Plan (Bahraich District)

Groundwater polluted areas if any	Mihinpurwa, Tejwapur, Pakharpur, Shivpur, Jarval (Arsenic As) and Iron (Fe) contaminated area
Polluted river stretches if any	None

b. Identification of gaps and action plan for water quality monitoring, Bahraich

S. No.	Action points For village panchayats/ blocks/ municipalities / corporations	Identification of gap	Action Plan			Responsible Agency	Timeline for completion of action plan
			Action Point	Budget Required	Budget Available		
1.	Inventory of water bodies	NA	NA	-	-	Irrigation Department	NA
2.	Quality of water bodies in the district	NA	NA	-	-	PCB	-
3.	Hotspots of water contamination	Regular check trends of water quality and identify hotspots of ground water.	District water testing laboratory Jal Nigal Bahraich regularly check ground water quality of each village source of Bahraich district and identified contaminated area	Yes	No	Jal Nigam Bahraich (District water testing laboratory Jal Nigam Bahraich)	Testing perform throughout the year
4.	Protection of river / lake water front	NA	Screening of drainage	NA	NA	ULB	Per month activity
5.	Inventory of sources of water pollution	Screening and tapping of drains	NA	NA	NA	ULB	Regular
6.	Oil spill disaster management (for coastal districts)	NA	NA	NA	NA	NA	NA
7.	Protection of flood plains	NA	NA	-	-	Irrigation Department/R evenue Department	NA
8.	Rejuvenation of ground water	Ground water availability action plan prepare in selected contaminated area of district Bahraich	Only ground water action plan related to rejuvenation water prepared in selected contaminated area	Yes	NA	Jal Nigam Bahraich (District water testing laboratory Jal Nigam Bahraich)	

9.	Complaints redressal system	NA	App is available for the redressal of complaints	-	-	ULB	Swachta App completed
----	-----------------------------	----	--	---	---	-----	-----------------------

a. Current Status related to Water Quality Management Nanpara.

Details of Data Requirement	Present Status
Rivers	NA
Length of Coastline (if any)	NA
Nalas/ Drains/Creeks meeting Rivers	04
Lakes / Ponds	1 and 0.8 ha in area
Total Quantity of sewage from towns and cities in District	2.7 MLD
Quantity of industrial waste water	No industrial area
Percentage of untreated sewage	NA
Details of bore wells and number of permissions given for extraction of ground water	05
Ground water polluted areas if any	NA
Polluted river stretches if any	None

b. Identification of gaps and action plan for water quality monitoring Nanpara.

S. No.	Action points For village panchayats/ blocks/ municipalities / corporations	Identification of gap	Action Plan			Responsible Agency	Timeline for completion of action plan
			Action Point	Budget Required	Budget Available		
1.	Inventory of water bodies	NA	NA	-	-	Irrigation Department	NA
2.	Quality of water bodies in the district	NA	NA	-	-	PCB	NA
3.	Hotspots of water contamination	NA	NA	-	-	PCB	NA
4.	Protection of river / lake water front	No open defecation, dumping of	Screening of drains done	Yes	Yes	ULB	April 2023

District Environment Plan (Bahraich District)

		Solid waste on river banks, for idol immersion etc.	upgradation needed				
5.	Inventory of sources of water pollution	NA	No water bodies connected with drains	-	-	ULB	
6.	Oil spill disaster management (for coastal districts)	NA	NA	-	-	NA	NA
7.	Protection of flood plains	NA	NA	-	-	Irrigation Department/Revenue Department	NA
8.	Rejuvenation of groundwater	NA	NA	-	-	ULB	Plan prepared
9.	Complaints redressal system	Yes, through swachhta app and enagar sewa portal.	Yes, through swachhta app and enagar sewa portal.	-	-	ULB	Complete

a. Current Status related to Water Quality Management Jarwal.

Details of Data Requirement	Present Status
Rivers	NA
Length of Coastline (if any)	NA
Nalas/ Drains/Creeks meeting Rivers	03
Lakes / Ponds	2 and 0.821 Ha
Total Quantity of sewage from towns and cities in District	1.4 MLD
Quantity of industrial waste water	No industrial area
Percentage of untreated sewage	NA
Details of bore wells and number of permissions given for extraction of groundwater	02
Groundwater polluted areas if any	NA
Polluted river stretches if any	NA

b. Identification of gaps and action plan for water quality monitoring Jarwal.

S. No.	Action points For village panchayats/ blocks/ municipalities / corporations	Identification of gap	Action Plan			Responsible Agency	Timeline for completion of action plan
			Action Point	Budget Required	Budget Available		
1.	Inventory of water bodies	NA	NA	-	-	Irrigation Department	NA
2.	Quality of water bodies in the district	NA	NA	-	-	PCB	NA
3.	Hotspots of water contamination	NO	Regular watching	-	-	ULB	Regular
4.	Protection of river / lake water front	No open defecation, dumping of Solid waste on river banks, for idol immersion etc.	Screening of drains done upgradation needed	Yes	Yes	ULB	April 2023
5.	Inventory of sources of water pollution	No Gap	No water bodies connected with drains	-	-	ULB	Completed/ regular
6.	Oil spill disaster management (for coastal districts)	NA	NA	-	-	NA	NA
7.	Protection of flood plains	NA	NA	-	-	Irrigation Department/R evenue Department	NA
8.	Rejuvenation of ground water	NA	NA	-	-	ULB	One year
9.	Complaints redressal system	Yes, through swachhta app and enagar sewa portal.	Yes, through swachhta app and enagar sewa portal.	-	-	ULB	Complete

a.Current Status related to Water Quality Management Risiya

Details of Data Requirement	Present Status
Rivers	NA
Length of Coastline (if any)	NA

District Environment Plan (Bahraich District)

Nalas/ Drains/Creeks meeting Rivers	04
Lakes / Ponds	2 and 0.821 Ha
Total Quantity of sewage from towns and cities in District	0.77 MLD
Quantity of industrial wastewater	No industrial area
Percentage of untreated sewage	NA
Details of bore wells and number of permissions given for extraction of groundwater	01
Groundwater polluted areas if any	NA
Polluted river stretches if any	NA

b. Identification of gaps and action plan for water quality monitoring Risiya.

S. No.	Action points For village panchayats/ blocks/ municipalities / corporations	Identification of gap	Action Plan			Responsible Agency	Timeline for completion of action plan
			Action Point	Budget Required	Budget Available		
1.	Inventory of water bodies	NA	NA	-	-	NA	NA
2.	Quality of water bodies in the district	NA	NA	-	-	NA	NA
3.	Hotspots of water contamination	Not found any hot spot	Under Observation	NO		ULB	Regular monitoring
4.	Protection of river / lake water front	No open defecation, dumping of Solid waste on river banks, for idol immersion etc.	Screening of drains done upgradation needed	Yes	Yes	ULB	April 2023
5.	Inventory of sources of water pollution	No water bodies connected with drains	Regular observation			ULB	Regular
6.	Oil spill disaster management (for coastal districts)	NA	NA	-	-	NA	NA
7.	Protection of flood plains	NA	NA	-	-	NA	NA

District Environment Plan (Bahraich District)

8.	Rejuvenation of groundwater	NA	NA	-	-	ULB	1 year
9.	Complaints redressal system	Yes, through swachhta app and enagar sewa portal.	Yes, through swachhta app and enagar sewa portal.	-	-	ULB	Completed

4.2 Domestic Sewage

a. Current Status related to treatment of domestic sewage, Bahraich

Details of Data Requirement	Present Status
No of Class-II towns and above	3
No of Class-I towns and above	1
No of Towns STPs installed	0
No of Towns needing STPs	1
No of ULBs having partial underground sewerage network	0
No of Towns not having sewerage network	4
Total Quantity of Sewage generated in District from Class II cities and above	0
Quantity of treated sewage flowing into Rivers (directly or indirectly)	0
Quantity of untreated or partially treated sewage (directly or indirectly)	0
Quantity of sewage flowing into lakes	0
Total available Treatment Capacity	0

b. Identification of gaps and action plan for treatment of domestic sewage Bahraich

S. No.	Action points For village panchayats/ blocks/ municipalities / corporations	Identification of gap	Action Plan			Responsible Agency	Timeline for completion of action plan
			Action Point	Budget Required	Budget Available		
1.	Sewage Treatment Plants (STPs)	No sewer line in district	No action	No	No	ULB	Future plan

2.	Underground sewerage network	Not available	No action plan	No	No	ULB	Future plan
----	------------------------------	---------------	----------------	----	----	-----	-------------

a. Current Status related to treatment of domestic sewage Nanpara, Bahraich

Details of Data Requirement	Present Status
No of Class-II towns and above	3
No of Class-I towns and above	1
No of Towns STPs installed	0
No of Towns needing STPs	1
No of ULBs having partial underground sewerage network	NA
Total Quantity of Sewage generated in District from Class II cities and above	NA
Quantity of treated sewage flowing into Rivers (directly or indirectly)	NA
Quantity of untreated or partially treated sewage (directly or indirectly)	NA
Quantity of sewage flowing into lakes	0
Total available Treatment Capacity	NA

b. Identification of gaps and action plan for treatment of domestic sewage Nanpara, Bahraich

S. No.	Action points For panchayats/ blocks/ municipalities / corporations	Identification of gap	Action Plan			Responsible Agency	Timeline for completion of action plan
			Action Point	Budget Required	Budget Available		
1.	Sewage Treatment Plants (STPs)	No sewer line in district	No action	No	No	ULB	Future plan
2.	Underground sewerage network	Not available	No action plan	No	No	ULB	Future plan

a. Current Status related to treatment of domestic sewage Jarwal, Bahraich

Details of Data Requirement	Present Status
-----------------------------	----------------

District Environment Plan (Bahraich District)

No of Class-II towns and above	3
No of Class-I towns and above	1
No of Towns STPs installed	0
No of Towns needing STPs	1
No of ULBs having partial underground sewerage network	0
Total Quantity of Sewage generated in District from Class II cities and above	0
Total Quantity of sewage generated in district from class II city and above	1.4 MLD
Quantity of treated sewage flowing into Rivers (directly or indirectly)	0
Quantity of untreated or partially treated sewage (directly or indirectly)	0
Quantity of sewage flowing into lakes	0
Total available Treatment Capacity	0

b. Identification of gaps and action plan for treatment of domestic sewage Jarwal, Bahraich

S. No.	Action points For village panchayats/ blocks/ municipalities / corporations	Identification of gap	Action Plan			Responsible Agency	Timeline for completion of action plan
			Action Point	Budget Required	Budget Available		
1.	Sewage Treatment Plants (STPs)	No sewer line in district	No action plan	No	No	ULB	Future plan
2.	Underground sewerage network	Not available	No action plan	No	No	ULB	Future plan

a. Current Status related to treatment of domestic sewage Risiya, Bahraich

Details of Data Requirement	Present Status
No of Class-II towns and above	3
No of Class-I towns and above	1
No of Towns STPs installed	0
No of Towns needing STPs	1
No of ULBs having partial underground	0

sewerage network	
Total Quantity of Sewage generated in District from Class II cities and above	0
Quantity of treated sewage flowing into Rivers (directly or indirectly)	0
Quantity of untreated or partially treated sewage (directly or indirectly)	0
Quantity of sewage flowing into lakes	0
Total available Treatment Capacity	0

**b. Identification of gaps and action plan for treatment of domestic sewage
Risiya, Bahraich**

S. No.	Action points For village panchayats/ blocks/ municipalities / corporations	Identification of gap	Action Plan			Responsible Agency	Timeline for completion of action plan
			Action Point	Budget Required	Budget Available		
1.	Sewage Treatment Plants (STPs)	No Plant Available	No action point	No	No	Jal Nigam	Future plan
2.	Underground sewerage network	No Underground sewage network in the city.	No action point	No	No	ULB	Future plan

Conclusion & Recommendations

- SPCB/PCCs may undertake snapshot monitoring of ambient air quality in a phased manner covering all cities and towns for wider coverage. GRAP action should be initiated in case of deviations.
- Surveillance squads/ task forces may be set up at Ward and Circle level to prohibit burning of garbage and other waste.
- Open parks, dilapidated roads and other sources of dust pollution should be identified and actions be taken to prevent the suspension of dust from such sources.
- Every city, town and village should have time-bound plan to set up sewage/Septage management facility.

- Intermediate remedial methods may be employed till sewage drains are intercepted and diverted to STP.
- Treated sewage may be utilized for sprinkling on dust emitting sources for gardening and other non-potable purposes.

Action plan for installing new /up-grading sewage treatment and laying of sewerage network is the mandate of local bodies, being cost intensive action points, the district administration may draw action points in consultation with ULBs and Urban development department. Action plan need not be prepared in Tabular form. ULBs, SPCBs/PCC and UDD may be part of action plan for collection and treatment of sewage. Action plan may also dwell upon other relevant action points which are not mentioned in above template.

5.0 Industrial waste-water management

Industrial waste water is one of the important and major pollution sources of Water. A huge amount of industrial waste water was discharged into rivers, lake & sand coastal areas. This resulted in serious pollution problems in the water environment and causes negative effects to the eco-system and human's life. There are many types of industrial waste water based on different industries and contaminants. Each sector produces its own particular combination of pollutants.

Most industries produce some wastewater. Recent trends have been to minimize such production or to recycle treated wastewater within the production process. Some industries have been successful at

Re-designing their manufacturing processes to reduce or eliminate pollutants, through a process called pollution prevention. Sources of industrial wastewater include battery manufacturing, electric power plants, food industry, iron and steel industry, mines and quarries, nuclear industry, oil and gas extraction, organic chemicals manufacturing, petroleum refining and petrochemicals, pulp and paper industry, smelters, textile mills, industrial oil contamination, water treatment, wood preserving. Treatment processes include brine treatment, solids removal (e.g. chemical precipitation, filtration), oils and grease removal, removal of biodegradable organics, removal of other organics, removal of acids and alkalis, removal of toxic materials.

a. Current Status related to Industrial Waste-water Management

Number of Red, Orange, Green and White industries in the District	Nos of Red industries - 09 Nos of Orange industries - 24+ 300 (Brick Kiln)
--	---

	Nos of Green industries - 21
No of Industries discharging wastewater	05
Total Quantity of industrial wastewater generated	3.045 MLD
Quantity of treated industrial wastewater discharged into Nalas / Rivers	3.045 MLD
Common Effluent Treatment Facilities	No
No of Industries meeting Standards	05
No of Industries not meeting discharge Standards	01

b. Identification of gaps and action plan for industrial wastewater:

S. No.	Action points for village panchayats/ blocks/ municipalities / corporations	Identification of gap	Action Plan			Responsible Agency	Timeline for completion of action plan
			Action Point	Budget Required	Budget Available		
1.	Compliance to discharge norms by Industries	No gap , under observation	Inspection and sampling of industrial effluent and drains done on regular basis	Not required	Not Applicable	UPPCB / CPCB	Regular Activity
2.	Complaint redressal system	No Gap	Sameer app, SwachhVayu App and IGRS Portal is already worked	Not required	Not Applicable	UPPCB	Completed

6.0 Mining Activity Management plan

Mining sector has observed considerable rise in past few years. Extraction of minerals consists of several steps few of which need considerable attention otherwise these results in irreparable loss. Sand mining of sand is the major mining activity. It is important that mining is done from identified areas, river bed mining must be strictly prohibited and strict action should be against those involved in illegal mining activities. Role of district administration, police department and mining department is very important. Mining activities inside Forest Areas should be discouraged and Eco Sensitive Zone guidelines should be strictly implemented around Protected Areas.

The Boulder, Gravel and Sand are one of the most important construction materials. These minerals are found deposited in river bed as well as adjoining areas. These aggregates of raw materials are used in the highest volume on earth after water. Therefore, it is the need of hour that mining of these aggregates should be carried out in a scientific and environment friendly manner.

Mineral Concession in respect of minor minerals are granted as per the provisions of the State Rules, framed by the State Government in exercise of powers conferred under section 15 of the Mines and Minerals (D&R) Act, 1957.

a. Current Status related to Mining Activity Management

Details of Data Requirement	Existing Mining operations
Type of Mining Activity	Sand Mining. 1. Bhauri (Gata No - 2296) 2. 2. Devidaspur (Gata No -3287) 3. 3. Lakhshmanpur lohrarva. (Gata No - 640)
No of licenced Mining operations in the District	03
% Area covered under mining in the District	0.005116 %
Area of Sand Mining	0.23514 Sq km
Area of sand Mining	

c. Identification of gaps and action plan:

S. No.	Action points For panchayats/ blocks/ municipalities / corporations	Identification of gap	Action Plan			Responsible Agency	Timeline for completion of action plan
			Action Point	Budget Required	Budget Available		
1.	Monitoring of Mining activity	No gap	Periodically inspection/patrolling carried out regular by district level and tehsil level task force	0	0	Mining Department	Regular activity
2.	Inventory of illegal mining if any mining.	No gap	Periodically inspection/patrolling carried out regular by district level and tehsil	0	0	Mining Department	Regular activity

			level task force				
3.	Environment compliance by Mining industry	Action plan to identify illegal sand and other mining activity in the District. District Level task Force may be constituted for control of illegal mining activity	-	0	0	Mining Department	Regular activity

7.0 Noise Pollution Management plan

Noise pollution is generally defined as regular exposure to elevated sound levels that may lead to adverse effects in humans or other living organisms. According to the World Health Organization, sound levels less than 75 dB are not damaging to living organisms, regardless of how long or consistent the exposure is.

Main Sources of Noise Pollution are:

- i. Traffic noise.
- ii. Industrial noise.
- iii. Construction sites.

a. Current Status related to Noise Pollution Management

Details of Data Requirement	Measurable Outcome
No. of noise measuring devices available with various agencies in district	01 Noise Meter available in the Regional Office U.P.P.C.B Ayodhya.

b. Identification of gaps and action plan

S. No.	Action points for village panchayats/ blocks/ municipalities / corporations	Identification of gap	Action Plan			Responsible Agency	Timeline for completion of action plan
			Action Point	Budget Required	Budget Available		
1.	Availability of Sound/Noise Level Meters.	NA	01 Noise meter available in Regional Office U.P.P.C.B Ayodhya.	-	-	PCB	Immediate

District Environment Plan (Bahraich District)

2.	Ambient Noise Level monitoring.	NA	Ambient Fixed Noise meter monitoring not installed.	-	-	PCB	Regular Activities
3.	Signboards in Noise zones	NA	District Administration installed sign Board for sensitive zone.	-	-	PCB	Immediate
4.	Complaint redressing system	NA	Any person can submit a complaint by e-mail/by post in office.	-	-	PCB	-

Conclusion & Recommendations

- UPPCB may undertake snapshot monitoring of Noise Level in a phased manner covering all cities and towns for wider coverage.
- Surveillance squads/ task forces may be set up at Ward and Circle level to prohibit DG & other Noise activities during functions and parties.

District administration may ensure that concerned agencies responsible for control of noise pollution are equipped with adequate number of noise level meters. There should be a system to monitor ambient sound levels to ensure that national ambient noise standards are complied with. Action plan may be implemented through responsible agencies namely SHOs, Traffic police ULBs and SPCBs. Action plan need not be prepared in Tabular form. Action plan may also dwell upon other relevant action points which are not mentioned in above template.

8.0 Plantation Management Plan

National Forest Policy, 1988 envisages minimum of 33% of geographical area under forest and tree cover. In continuation, section-2,4 of State Forest Policy 2017 of Uttar Pradesh provide for increase in greenery by promoting plantation as mass movement by engaging different sections of society as students, ladies, farmers, differently able persons, ex-army men, BPL families and forest dependent communities.

Bahraich is among greenest districts of Uttar Pradesh. Katarniaghat Wildlife Division, Bahraich Forest Division and a range of Shravasti Forest Division fall within boundaries of the district. It is home to diverse flora and fauna and many species of national and international importance are found here. Forests of Sal, Teak carrying Tigers, Leopards, Elephants, Rhinoceros, Saras, Gharial, Crocodiles, Gangetic Dolphins are among major attractions.

According to India State of Forest Report-2019, the forest cover of Uttar Pradesh is 14,805.65 square kilometers which is 6.15% of state's geographical area. In terms of forest canopy density classes, the state has 2616.43 sq km under very dense forest (VDF), 4080.04 sq km under moderately dense forest

District Environment Plan (Bahraich District)

(MDF) and 8109.18 sq km under Open Forest (OF). Forest cover in the state has increased by 126.65 sq km as compared to the previous assessment report (2017). During this period, Forest cover of district Bahraich increased by 1.1 sq km

To achieve the goals envisaged in the State Forest Policy, 2019 ; Government Order No 881/81-5/2019-03/2019 dated 21st November, 2019 has allotted targets of plantation to different departments for the year 2020-21, 2021-22 and 2022-23. 57.24 lakh plants were planted during 2020-21 against the target of 51.56 lakhs. Out of this, 21.39 lakh saplings were planted by Forest Department while 35.85 lakh saplings were planted by other departments.

S No	Department	Year 2021-22	Year 2022-23
1	Forest Department	20,68,632	24,13,404
2	Other Departments	38,60,985	45,04,466

DEC continuously monitors the health of plantations done by cross department checking. Third party monitoring by Forest Survey of India was carried out for the plantations done in 2020-21.

Conclusion

Efforts have been made to make a District Environmental Plan in line with the model District Environment Plan template provided by NGT covering the topics given therein. The users of this Plan should- bear in mind that this plan is not a- substitute to Govt. rules and regulations but a skeletal framework with action points and roles and responsibilities of stakeholders. These are only suggestive but not exhaustive.

Annexure

Large Industry of District Bahraich

1. M/s. Shavasti Kisan Sahkari Chini Mill Ltd. (Sugar Division) Nanpara, Bahraich.
2. M/s. Shavasti Kisan Sahkari Chini Mill Ltd. (Distillery Division), Nanpara, Bahraich.
3. M/s. Simbhouli Sugars Ltd. (Sugar Division), Unit - Chilwariya, Bahraich.
4. M/s. Simbhouli Sugars Ltd. (Distillery Division), Unit - Chilwariya, Bahraich.
5. M/s. Simbhouli Power Plant , Chilwariya, Bahraich.
6. M/s. Indian Potash Ltd, Jarval Road, Bahraich.
7. M/s. Parle Biscuits Pvt. Ltd. Parsendi, Kaiserganj, Bahraich.
8. M/s. Parle Biscuits Pvt. Ltd.(Distillery Division), Parsendi, Bahraich.

Item Nos.01 to 04

Court No. 1

**BEFORE THE NATIONAL GREEN TRIBUNAL PRINCIPAL
BENCH, NEW DELHI**

Original Application No.710/2017
WITH
Original Application No.711/2017
WITH
Original Application No.712/2017
WITH
Original Application No.713/2017

Shailesh Singh

Versus

Applicant(s)

Sheela Hospital & Trauma Centre,
Shahjahanpur &Ors.

Respondent(s)

WITH

Shailesh Singh

Versus

Applicant(s)

Kailash Hospital and Heart Institute&Ors.

Respondent(s)

WITH

Shailesh Singh

Versus

Applicant(s)

Shri Ganga Charan Hospital (P) Ltd.,Bareilly &Ors.

Respondent(s)

WITH

Shailesh Singh

Versus

Applicant(s)

Katiyar Nursing Home, Hardoi&Ors.

Respondent(s)

Date of hearing: 15.07.2019

**CORAM: HON'BLE MR. JUSTICE ADARSH KUMAR GOEL,
CHAIRPERSON HON'BLE MR. JUSTICE S.P. WANGDI,
JUDICIAL MEMBER HON'BLE MR. JUSTICE K.
RAMAKRISHNAN, JUDICIAL MEMBER HON'BLE DR.
NAGIN NANDA, EXPERT MEMBER**

For Applicant(s): Ms. Preeti Singh and Ms. Swati Jindal, Advocate

For Respondent (s): Mr. Balendu Shekhar, Advocate for MoEF&CC
Ms. Pinky Anand, ASG, Mr. G.G. Gorge,
Mr. Hemant Arya, Advocates for State of U.P
Mr. Anant Agarwal, Ms. Sweta Rani, Advocates for Respondent No. 3&5 in O.A No. 712/2019.
Mr. TVS Raghavendra Sreyas, Advocate for APPCB
Mr. Pradeep Misra, Advocate for HSPCB
Mr. Rahul Verma, Addl. A.G for State of Uttarakhand
Mr. Rajat Navet, Advocate for R-9
Ms. Sakshi Popli, Advocate for DPCC
Mukesh Verma, Advocate for State PCB
Mr. Sharmistha, Advocate for APPCB
Ms. Soumyajit Pani, Advocate for State of Odisha
Mr. Suyash Singh, Advocate for Sheela Nursing Home, Chandigarh and Katiyar
Mr. Leishangthem Roshmanikh, Advocate for State of Manipur
Mr. Rahul Khurana, Advocate for State of Haryana and HSPCB
Mr. K.V Jagdishraman G. Indira, Advocate for UT of Andaman & Nicobar
Mr. H.S.K Enatoli Sema, Advocate for State of Nagaland & NPCB
Mr. Shubham Bhalla, Advocate for UT, Chandigarh.

ORDER

1. The issue raised in these applications is non-compliance of the provisions of Bio-medical Waste Management Rules, 2016 (BMW Rules) by the States and UTs.
2. The matter was reviewed vide order dated 12.03.2019. It was noted that unscientific disposal of bio-medical waste had potential of serious diseases such as Gastrointestinal infection, Respiratory infection, Eye infection, Genital infection, Skin infection, Anthrax, Meningitis, AIDS, Haemorrhagic fevers, Septicaemia, Viral Hepatitis type A, Viral Hepatitis type B and C, etc. Such unscientific disposal also causes environmental pollution leading to unpleasant smell, growth and multiplication of vectors like insects, rodents and worms and may lead to the transmission of diseases like typhoid, cholera, hepatitis and AIDS through injuries from syringes and needles contaminated with various communicable diseases. The Tribunal referred to the news articles published in "Dainik Jagran."

3. Reference was also made to the report of the CAG placed on its website in May, 2017 as follows:

“Inadequate facility of bio-medical waste (BMW) treatment. As per the report paragraph 2.1.9.5 there were 8,366 Health Care Establishments (HCEs) out of which 3,362 HCEs were operating without authorization. Total BMW generated in the State was 37,498 kg/day out of which only 35,816 kg/day was treated and disposed of. BMW of treatment facility. But HSPCB failed to monitor unauthorised operation and untreated disposal of BMW and did not take any action against the defaulters.”

4. It was also noted that on 06.02.2019, this Tribunal had required the State of Uttar Pradesh to furnish performance guarantee in the sum of Rs. 10 Crores. We are informed that vide order dated 03.05.2019, the said direction stands stayed by the Hon’ble Supreme Court in *Civil Appeal No(s). 4287-4290/2019, State of Uttar Pradesh & Ors. Etc. v. Shailesh Singh & Ors. Etc.*

5. The Tribunal noted that the steps taken in the State of Uttar Pradesh for compliance of the BMW Rules were inadequate. The regulatory regime was required to be stern in view of impact on public health by unscientific disposal of bio-medical waste. Such unscientific disposal must result in prosecution and recovery of deterrent compensation so that non-compliance is not profitable. The Tribunal noted that not a single person was shown to have been convicted in spite of large violation, nor any compensation was shown to have been recovered. No scale of compensation had been laid down, no action plan had been prepared. The unsatisfactory state of affairs was not confined to the State of Uttar Pradesh, Punjab, Haryana and Uttarakhand who were before the Tribunal but also to the other States. The BMW Rules provide for furnishing of annual reports by the States to the CPCB and by the CPCB to the MoEF&CC and also being made available on the website of the concerned State. The Tribunal directed all the States and UTs to furnish such reports by 30.04.2019, for the period such reports were due before 30.04.2019, failing which the defaulting States will be required to pay compensation at the rate of Rs. 1 Crore per month after 01.05.2019. The States were also required to prepare their respective action plans within one month. The Tribunal also directed the CPCB to furnish its comments on the action plans and to undertake study and prepare a scale of compensation to be recovered from the violators of BMW Rules without prejudice to the State PCBs taking steps for recovery of compensation from the polluters or

laying down their own scales which should not be less than the scale of the CPCB.

6. Accordingly, a report has been filed by the CPCB certain extracts from the report are as follows:

“

Inventory of HCFs and Biomedical Waste Generation:
Incomplete inventory on biomedical waste generation is an evident fact from the fact that biomedical waste generation reported by SPCBs is not proportional to the population in States/UTs. Generation of biomedical waste across States is reported as Bihar (6

%), Delhi (4.4 %), Gujarat (5.21 %), Karnataka (12 %), Kerala (7.35 %), Maharashtra (11.10 %), Rajasthan (4.03 %), Tamil Nadu (8.39 %), Uttar Pradesh (7.81 %) & West Bengal (5.34 %) which is not proportional to population States. Therefore, SPCBs/PCCs should complete inventory of all HCFs (both bedded and non-bedded) to assess quantity of biomedical waste generation as well as to ensure effective treatment and disposal of biomedical waste generated by them.

As per annual information, out of 559 tonnes, about 518 tonnes of biomedical waste generated per day is treated and disposed through 198 no. of common facilities and 9,841 captive treatment facility installed by Healthcare facilities. However, quantity of biomedical waste

reported is not reliable or accurate since inventory of healthcare facilities and biomedical waste generation is not yet completed by all States.

States initiated Inventory studies: Lakshadweep, Andaman Nicobar, Tripura, Daman & Diu, Delhi, Chandigarh, Telangana, Kerala, Gujarat, Haryana, Punjab, Mizoram, Maharashtra, Puducherry, Rajasthan, Tamil Nadu, Jharkhand, Uttar Pradesh, Himachal Pradesh, Andhra Pradesh, MP and Meghalaya.

States not reported status of inventory study: Jammu & Kashmir, Sikkim, Arunachal Pradesh, West Bengal, Assam and Odisha.

Operation of Healthcare Facilities without Authorization:*As per BMW Rules, 2016, Healthcare*

Facilities are required to obtain authorization under said Rules, irrespective of quantity of biomedical waste generation. Annual information indicates that out of 2,38,259 of HCFs, only 97,099 (40%) no. of HCFs have applied for authorization and 84,805 (35%) HCFs are granted authorization under BMW Rules, 2016. This indicates that about 25 % of the identified HCFs are not yet authorized by SPCBs and biomedical waste management by such facilities could not be monitored.

States namely Assam, Bihar, Chhattisgarh, Himachal Pradesh, Jharkhand, Jammu & Kashmir, Karnataka, Madhya Pradesh, Maharashtra, Odisha, Rajasthan, Tamil Nadu, Uttarakhand, Uttar Pradesh & West Bengal permitted use of deep burial pits for the disposal of biomedical waste despite having Common Disposal Facilities.

2.3.5 States without Common Treatment & Disposal Facilities: *States like Arunachal Pradesh, Andaman & Nicobar, Goa, Lakshadweep, Mizoram, and Nagaland & Sikkim are not having CBWTF for the treatment & disposal of biomedical waste.*

States namely Andaman Nicobar, Arunachal Pradesh, Assam, J&K, Lakshadweep, Mizoram, Orissa, Puducherry, Sikkim, Uttar Pradesh and West Bengal have not submitted any information on implementation of Barcode system.

2.3.11 Constitution of State Level Advisory Committees: *States namely Jammu & Kashmir, Lakshadweep and Sikkim have not yet constituted the said Committees as required under BMW Rules, 2016.*

Submission of Action Plans by State Governments: *States namely Assam, Bihar, Chhattisgarh, Daman & Diu and Dadra & Nagar Haveli, Goa, Jharkhand, Karnataka, Lakshadweep, Manipur, Meghalaya, Punjab, Tamil Nadu, Telangana, Uttarakhand and West Bengal have not submitted Action plans within due date for submission, that is one month from order of Hon'ble Tribunal dated 12/03/2019.*

Performance Guarantee by Government of Uttar Pradesh State: In this regard, Uttar Pradesh State has not submitted Performance Guarantee to CPCB on compliance to Action Plan submitted by them.

Key Performance Indicators: CPCB has identified the following Key Performance Indicators for assessing treatment and .disposal of biomedical waste, and effectiveness in implementation of BMWM Rules, 2016;

- (1) *Inventory of all Healthcare Facilities and biomedical waste generation.*
- (2) *Authorization to all Healthcare Facilities including non-bedded HCFs.*
- (3) *Facilitate setting-up adequate number of Common Biomedical Waste Treatment Facilities (CBWTFs) to cover entire State or all HCFs.*
- (4) *Constitution of State Advisory Monitoring Committee and District Level Monitoring Committee.*
- (5) *Implementation status of Barcode system.*
- (6) *Monitoring of Healthcare Facilities other than hospitals/clinics such as Veterinary Hospitals, Animal Houses, AYUSH Hospitals etc.*

Review of Action Plans:

Table 3: Scoring of States/ UTs for effectiveness of Action Plans

S.No	Name of State	Action plan received S.No Name of State from SPCB/PCCs & Score Health Department	Score	
1	Sikkim	Health Department	1	
2	Arunachal Pradesh	SPCB	1	
3	Lakshadweep	Health Department	2.5	
4	J&K	Health Department	3	
5	Mizoram	Health Department	3	
6	Manipur	Health Department	3	

7	Uttarr Pradesh	Health Department	3.5
8	Nagaland	Health Department	3.5

A score of 7 and above is indicated as an adequate action plan, score between 4-6.5 considered as satisfactory action plan whereas a score of less than 4 is considered not satisfactory.

Environmental Compensation for Healthcare Facilities(HCFs):

Environmental Compensation for HCFs = HR x T x S x R xN

Where;

HR – Health Risk factor

T- Type of Healthcare Facility

S – Size of Health Care Facility

R – Environmental Compensation factorN

– Number of days of Violation

HR Health Risk (HR) is a number from 0 to 100 and increasing HR value denotes the increasing degree of health risk due to improper handling of BMW in healthcare facility.

Further, in any case minimum Environmental Compensation in respect to Healthcare Facility shall not be less than Rs.1200/- per day.

Deterrent Factor for Healthcare Facilities:

Incremental effect on Environmental compensation charges are given below:

Scenario	Applicable ECC
Up to 15 days from target date	Original ECC
Between 15 to 30 days beyond target date	Two times
Fails to comply in 2 nd	Two times
inspections including new violations if any	
Between 30 to 45 days beyond target date	Four times

<i>Fails to comply in 3rd inspections including new violations if any</i>	<i>Four times</i>
<i>Beyond 60 days from target date</i>	<i>Closure of HCF</i>
<i>Fails to comply in 4th consecutive inspection</i>	<i>Closure of HCF</i>

Environmental Compensation for Common Biomedical Waste

Treatment Facility (CBWTF):

Environmental Compensation for CBWTFs = $PI \times S \times R \times N$

*N*Environmental Compensation

Where;

PI– Pollution Index

S – Size of Operation

R – Environmental Compensation factor

N – Number of days of Violation

Further, in any case minimum Environmental Compensation in respect to Common Biomedical Waste Treatment Facility shall not be less than Rs. 3,000/- per day.

Deterrent Factor for Common Biomedical Waste Treatment

Facilities:

Incremental effect on Environmental compensation charges are given below:

<i>Scenario</i>	<i>Applicable ECC</i>
<i>Up to 30 days from target date</i>	<i>Original ECC</i>
<i>Between 30 to 60 days beyond target date</i>	<i>Two times</i>
<i>Fails to comply in 2nd inspection including new violations if any</i>	<i>Two times</i>
<i>Between 60 to 90 days beyond target date</i>	<i>Four times</i>
<i>Beyond 90 days</i>	<i>Closure of CBWTF</i>
<i>Fails to comply in 3rd consecutive inspection</i>	<i>Closure of CBWTF</i>

7. We have heard learned counsel for the parties available before this Tribunal.

We do not see any objection to the recommendations of the CPCB. No

meaningful objection has been raised by any of the parties. Accordingly, the report of the CPCB is accepted. The same may be placed on the website of the CPCB for three months. All the States/UTs may take action according to the said report.

8. The States/UTs may furnish complete inventory of HCFs and BMW generation within two months and where the inventories are incomplete, the same may be completed. We place on record our disapproval of the inaction of States in furnishing the inventory studies as well as for incomplete inventories. It is regretful to note that 25% of identified HCFs have not even taken authorization from the concerned State PCBs in absence of which, monitoring of waste management is not taking place. The States which have not set up common treatment and disposal facility must do so within two months as per Rules. The States who have not furnished the information on the barcode system may also furnish such information at the earliest but not beyond two months. The States which have not yet constituted State Level Advisory Committee may also do so within two months. The action plans and their execution must be carried out having regard to the key performance indicators. The States which have inadequate action plans, not satisfactory action plans, needing further actions must also do the needful within two months realizing their responsibility to the environment and public health which ought to be monitored directly by the Chief Secretaries in terms of order of this Tribunal dated 16.01.2019 in *O.A. No. 606/2018* and further orders in the said matter. By the further order in the said matter in the case of all the States, directions were issued that Chief Secretaries may personally monitor compliance of environmental norms (including BMW Rules) with the District Magistrate once every month. The District Magistrates may conduct such monitoring twice every month. We find it necessary to add that in view of Constitutional provisions under Articles 243 G, 243 W, 243 ZD read with Schedules 11 and 12 and Rule 15 of the Solid Waste Management Rules, 2016, it is necessary to have a District Environment Plan to be operated by a District Committee (as a part of District Planning Committee under Article 243 ZD) with representatives from Panchayats, Local Bodies, Regional Officers, State PCB and a suitable officer representing the administration, which may in turn be chaired and monitored by the District Magistrate. Such District Environment Plans and Constitution of District

Committee may be placed on the website of Districts concerned. The monthly report of monitoring by the District Magistrate may be furnished to the Chief Secretary and may be placed on the website of the District and kept on such websites for a period of one year. This may be made operative from 1.08.2019. Compliance of this direction may also be seen by the Chief Secretaries of the States/UTs. This may not only comply with mandate of law but provide an institutional mechanism for effective monitoring of environment norms. Needless to say that right to clean environment being part of right to life, such effective monitoring is a must. Such monitoring must include issues specified in the order of this Tribunal dated 16.01.2019, O.A No. 606/2018, Para 40 which is as follows:-

"a. Status of compliance of SWM Rule, 2016, Plastic Waste Management Rules, 2016 and Bio-Medical Waste Management Rules, 2016 in their respective areas.

i. Status of functioning of Committees constituted by this order.

ii. Status of the Action Plan in compliance vide order dated 20.09.2018 in the News Item published in "The Hindu" authored 25 by Shri Jacob Koshy Titled "More river stretches are now critically polluted: CPCB (Original Application No. 673/2018).

iii. Status of functioning of Committees constituted in News Item Published in "The Times of India" Authored by Shri Vishwa Mohan Titled "NCAP with Multiple timelines to Clear Air in 102 Cities to be released around August 15" dated 08.10.2018

iv. Status of Action Plan with regard to identification of polluted industrial clusters in O.A. No. 1038/2018, News item published in "The Asian Age" Authored by Sanjay Kaw Titled "CPCB to rank industrial units on pollution levels" dated 13.12.2018.

v. Status of the work in compliance of the directions passed in O.A. No. 173 of 2018, Sudarsan Das v. State of West Bengal & Ors. Order dated 04.09.2018.

vi. Total amount collected from erring industries on the basis of 'Polluter Pays' principle, 'Precautionary principle' and details of utilization of funds collected.

vii. Status of the identification and development of Model Cities and Towns in the State in the first phase which can be replicated later for other cities and towns of the State."

9. Further important issues flagged for monitoring include training programs for the officers concerned with enforcement of environment norms at the ground level, reuse of treated water, recharge of ground water, conservation of water bodies.¹It has been brought to our notice that State PCBs are facing certain handicaps in performing their functions for want of adequate staff and infrastructure. While this is a matter to be reviewed by concerned Chief Secretaries, the State PCBs/PCCs are free to prepare and execute appropriate

plans for utilizing the environment restoration fund with the approval of CPCB. The expenditure may include hiring of experts and consultants, expanding air and water quality monitoring network, procurement of scientific equipment, undertaking restitution remediation and specialized studies on contaminated sites so that there is effective oversight for enforcement of law. Under no circumstances these funds be spent on salaries, logistics etc.

10. The compensation regime suggested by the CPCB may be adopted. It will be open to the State PCBs/PCCs to adopt a higher scale of compensation, having regard to the problems faced in such States/UTs.

11. It is made clear that if even after two months the States/UTs are found to be non-compliant, the compensation will be liable to be recovered from the said States/UTs at the rate of Rs. 1 Crore per month till the non-compliance continues.

¹See order dated 17.05.2019, O.A. No 606/2018, Para No. 27 (vi, vii, viii)

12. The CPCB may file further progress report in the matter after coordination through the concerned authorities of the States, including the State Boards/other Health Departments.

13. The Chief Secretaries may furnish their respective compliance reports as per orders passed in *O.A No. 606/2018, Compliance of Municipal Solid Waste Management Rules, 2016*.

Copies of this order be sent to all the Chief Secretaries, CPCB and MoEF & CC by e-mail for compliance.

List for further consideration on 18.11.2019.

Adarsh Kumar Goel, CP

S.P. Wangdi, JM

K. Ramakrishnan, JM

Dr. Nagin Nanda, EM

July 15, 2019

Original Application No.710/2017and other connected mattersAK

Item No. 04 & 05

Court No. 1

BEFORE THE NATIONAL GREEN TRIBUNAL PRINCIPAL BENCH, NEW DELHI

(Through Video Conferencing)

Original Application No. 804/2017
(Earlier O.A. No. 36/2012)

WITH

M.A. No. 1302/2018IN
Interlocutory Application No. 63IN
W. P. (C) No. 657/1995

Rajiv Narayan & Anr

Applicant(s)

Versus

Union of India & Ors.

Respondent(s)

With

The Research Foundation for Science, Technology
And Natural Resource Policy

Applicant(s)

Versus

Union of India & Ors.

Respondent(s)

Date of hearing: 12.04.2019

**CORAM: HON'BLE MR. JUSTICE ADARSH KUMAR GOEL, CHAIRPERSON
HON'BLE DR. NAGIN NANDA, EXPERT MEMBER**

For Applicant(s): Mr. Raj Panjwani, Senior Advocate
Ms. Meera Gopal, Advocate
Mr. Rahul Choudhary, Advocate

For Respondent (s): K. Enatoli Sema and Mr. Amit Kumar Singh Advocates for
State of Nagaland
Mr. Manish Kumar, Advocate
Mr. Sriansh Prakash and Mr. Raj Kumar Maurya, Advocates
for EDMC
Mr. Daleep Dhyani, Advocate for HSPCB
Mr. Amit Tiwari, Advocate for SOUP
Mr. Raj Kumar, Advocate for CPCB

ORDER

1. The issue for consideration is non-compliance of the Hazardous and Other Wastes (Management and Transboundary Movement) Rules, 2016. The status reports filed by the States were considered with reference to the following:

- “1. As to what is the total generation of hazardous waste in their respective States.*
 - 2. Which agencies have been authorized in terms of rules to collect, transport, disposed of and the process of the hazardous wastes.*
 - 3. What is the capacity of the plants which have been given due authorization for that purpose.*
 - 4. What happens and how the remnant hazardous waste is being dealt with.*
 - 5. The members who have been allotted any of the authorized plants and are not sending hazardous waste to those plants. What action the concerned authorities i.e. the State Government and the respective States and State Pollution Control Boards have taken so far, against such members.*
- These details should be filed within one week from today.”*

2. Vide order dated 30.07.2018, the Tribunal found that Central Pollution Control Board (CPCB) was required to prepare a consolidated review report every year under Rule 20, based on reports of the State Pollution Control Boards (SPCBs). The Tribunal directed as follows:

“(i) All the States, where the hazardous waste is being generated must set up Treatment, Storage and Disposal Facility (TSDF) facility of adequate capacity at appropriate locations within three months from today and forthwith imitate action against erring units.

(ii) Central Government and Central Pollution Control Board must forthwith monitor the compliance of the rules by reviewing the need for action in all the states.

(iii) The Central Pollution Control Board may forthwith constitute a monitoring Committee for the purpose it may appoint a Nodal Officer exclusively to oversee the compliance of the rules. The Member Secretary CPCB may act as a Nodal Officer till a substitute is found. The action taken must be placed on the website of the Central Pollution Control Board within 3 months from today. Compliance report be filed before this Tribunal on or before 30th November, 2018, which will be treated as a separate application.”

3. Setting up of Treatment, Disposal and Storage Facility (TSDF) being an urgent and important requirement which was required to be monitored as above. In compliance of the directions of the Tribunal, an affidavit has been filed on 08.02.2019 by the CPCB stating that on 09.08.2018 a Monitoring Committee was constituted headed by Dr. Ajay A. Deshpande, former Expert Member, NGT. CPCB also issued directions under Section 5 of the Environment (Protection) Act, 1986 on 30.01.2019

for all the SPCBs/Pollution Control Committees (PCCs) as follows:

- “a) Ensure that all the solvent recovery industries in the state have mandatory Authorisation for the same in compliance with the SOP and Checklist issued by CPCB for solvent recovery units, within one month. The said SOP and checklist have been circulated to all SPCBs/PCCs vide letter no. B29016/(SC)/1(55-IV)/17-18/WM-II/18152-86 dated 08/3/2018 and is also available at CPCB website http://cpcb.nic.in/uploads/hwmd/utilizaionspent_solvent.pdf.*
 - b) Ensure that these solvent recovery industries shall immediately follow the SOP, for safe and scientific spent solvent handling, processing and storage.*
 - c) Ensure that such solvent recovery units shall comply with the provisions of HOWM Rules, 2016, in terms of interstate transport of Hazardous waste and manifest document prescribed under Rule 18 and 19 of the HOWM Rules, 2016, with immediate effect. Stringent action be taken against the erring industries who are giving the spent solvent to such recycling industries without following the manifest systems.*
 - d) Conduct industry interaction programs within a month to create awareness and sensitization on HOWM Rules, 2016 with all the stakeholder industries of Spent Solvent generation/utilization.*
 - e) Prepare an inventory of such solvent recovery units and publish the same on their website for information of all, stakeholders within one month with copy to CPCB within one month.”*
4. The Monitoring Committee furnished its interim report in compliance of orders of this Tribunal after reviewing the various aspects of enforcement of the Rules proposing actions as follows:

Sl.	Observations	Proposed Actions (Responsible
No.		Agency and timeline of action)
1	<p>Hazardous waste identification: - Uniformity in assessment, Byproducts and solvents (Details in Chapter 4 – Section 4.1.1)</p> <p>a. The Rules define by-products very categorically linking it to its intended use. Presently, there is no verification or appraisal of such continuous intended use before classifying certain waste as a byproduct. There is a need for SOP/guidelines for identification of by-products based on the manufacturing process as well as intended use.</p> <p>b. Applicability of various clauses of the HW Rules to the 'other waste' also needs to be defined clearly in the Rules itself.</p> <p>c. Presently, there is hardly any scientific examination or scrutiny for identification and quantification of HW prior to grant of authorisation.</p> <p>d. The HW Rules basically focuses on a close loop approach for the HW Management which is reflected in the adoption of manifest system in order to ensure that the HW movement is continuously tracked till its final disposal (Cradle to Grave approach).</p> <p>e. However, in case of spent solvent sent for solvent recovery, such manifest system seems to be ending at the door step of the spent solvent recycler. It would be advisable to continue this manifest system right upto the actual user of such recovered solvent from solvent recovery plant to ensure appropriate regulation of spent solvent plant performance and appropriate accounting and use of recovered solvent.</p> <p>The similar approach is also required to be adopted in all cases of recycling/recovery/ utilisation such as used oil, waste oil, lead scrap, spent acid, spent catalyst, etc.</p>	<p>1. There is a need to urgently prepare a guidelines or protocol on how to decide the by-product on specific criteria. This can be done based on chemical process involved in order to bring consistency in approach. (MoEF&CC and CPCB: 06 months)</p> <p>2. Other waste is presently missing from all the regulatory actions, including inventory. It is necessary to bring such waste in regulatory domain, as envisaged in the rules. (SPCBs/PCCs: inventory of 2018-19 onwards).</p> <p>3. SPCBs/PCCs need to take steps to ensure closing of the manifests received and reconcile the HW handling data. This work is humungous and need support in terms of software and online submissions. (SPCBs/PCCs).</p> <p>4. Pan India IT based solution is suggested for tracking HW. Such integrated data handling and management solution is under implementation by CPCB which the committee would like to review in next phase.</p> <p>5. The pre-processing and recycling/utilisation facilities need to be treated as critical environmental infrastructure facilities for sound environmental management of hazardous waste so as to ensure enhanced level and frequency of enforcement and environmental monitoring. Elaborate protocols are needed to be developed. (SPCBs/PCCs: continuous activity).</p> <p>6. According to Rules, the identification and quantification of the hazardous waste generation is to be done at the authorisation stage itself and therefore, it is necessary that SPCBs shall adopt the scientific principles as enumerated for such identification and quantification of HW. (SPCB/PCCs: Immediate)</p>

2.	<p>Grant of Authorisation by SPCBs/PCCs (Details in Chapter 4 – Section 4.1.2)</p> <p>a. The Rules stipulates requirement of enclosing field inspection report while granting authorisation</p> <p>b. The committee observed that only in few cases the SPCBs are enclosing the said field inspection report alongwith authorisation granted.</p> <p>c. Further, such filed inspection report lacks details w.r.t to adequacy of the facilities on storage, transportation, treatment, recycling/utilisation, disposal, etc.</p>	<p>1. Uniform format for visits and inspections of HW handling facilities is necessary to ensure comprehensive inspections as per the provisions of the Rules. A format is proposed by the Committee which is given at Annexure XVI.</p> <p>2. The authorisation document should clearly stipulate respective mode of management (such as common or captive incineration/secured landfilling or pre-processing or recycling or utilization or export or captive storage, as applicable) for each category of HW being generated. (SPCB/PCCs: immediate)</p>
3.	<p>Inventory (Details in Chapter 4 – Section 4.2)</p> <p>a. Inventories are based on reporting by the generators/occupiers through annual report as well as authorisation.</p> <p>b. The inventory data do not cover all the industries who have been granted authorisation. It also does not cover the hazardous waste from domestic sources, interstate movement, import/export of hazardous waste, and other waste.</p> <p>c. The inventories are not verified and validated based on the scientific principles by the State Pollution Control Boards/Pollution Control Committees (SPCBs/PCCs).</p> <p>d. There is a substantial variation in the quantity declared in the authorisation and actual quantity of hazardous waste generation declared in the annual report.</p> <p>e. Quantities reported in the captive utilisation of hazardous waste appear to be on higher side and are not verified.</p> <p>f. There are no standard protocol/guidelines for preparation of HW inventory based on sound scientific principles and approach which is a basic necessity to ensure uniform and consistent preparation of HW inventory by different</p>	<p>1. Standard guidelines and protocol based on scientific fundamentals for preparation of inventory should be prepared by CPCB and strictly followed by the SPCBs/PCCs to ensure reliable and credible inventory. (SPCBs/PCCs and CPCB/: inventory of 2018-19 onwards)</p> <p>2. SPCBs/PCCs shall verify and scientifically validate the HW data and facilities before grant or renewal of authorisation. (SPCBs/PCCs: inventory of 2018- 19 onwards)</p> <p>3. There is an emergent need to develop sectoral process based reasonable HW generation range to have uniformity in assessing the HW generation from industries and benchmarking the same with its peers, rather than solely depending on industry data. (SPCBs/PCCs: continuous activity)</p> <p>4. All occupiers who have authorisations shall submit the Annual report and in case of non- compliance, action needs to be taken by SPCB/PCC. (SPCBs/PCCs: inventory of 2018- 19 onwards)</p> <p>5. The timelines for inventory preparation as envisaged in Rules be strictly complied with by SPCBs/PCCs. Preparation of country's inventory by CPCB is dependent on such timely submission by SPCBs/PCCS. (SPCBs/PCCs and CPCB)</p>

	SPCBs/PCCs.	
4.	<p>Enforcement actions. (Details in Chapter 5)</p> <p>a. Though there have been several incidents on record of noncompliance of HW Regulations resulting in discharge of HW in environment, the powers vested with the CPCB/SPCBs/PCCs for recovering environmental damages under Rules 23(1) has not been invoked.</p> <p>b. Only three States namely Maharashtra, Telangana and Madhya Pradesh have reported prosecution actions under Section 15 of EP Act, 1986.</p> <p>c. There are hardly few cases where the SPCBs/PCCs have invoked provisions related to revocation and/or refusal of authorisation in view of the observed noncompliances.</p> <p>d. Inspection report, mostly is not attached along with the authorisation granted. Wherever inspection reports have been attached such reports lack in required information for appraisal.</p>	<p>1. SPCBs/PCCs shall invoke the powers conferred under clause 23 (1) and (2) of the Rules, related to all damages caused to the environment or third party due to improper handling and management of the hazardous and other wastes, and non-compliance respectively. CPCB has already issued guidelines for Liability assessment, for invoking clause 23(1) and (2) of HW Rules. CPCB shall also take consequential actions under clause 23 (1) as per the said guidelines wherever directions under section 5 of the E(P) Act have been issued by CPCB, noticing environmental damages. (SPCBs/PCCs and CPCB: Immediate).</p> <p>2. The habitual and serious defaulters shall be prosecuted under provisions of the Environment (Protection) Act, 1986. Other alternative regulatory actions including refusal and revocation of Authorisation can also be explored following the due process. (SPCBs/PCCs: Immediate)</p> <p>3. Non-compliance to be documented while processing authorisation for renewal or inspections in order to invoke powers of refusal or revocation of Authorisation as per Rules. (SPCBs/PCCs: Immediate)</p> <p>4. Urgent updation of concerned websites of SPCBs/PCCs/CPCB with respect to all enforcement actions along with details of industries and action taken. (SPCBs/PCCs/ CPCB: Immediate)</p> <p>5. There is need to have an enforcement framework for effective enforcement of Rules based on principle of proportionality and also, precautionary principle. Such framework will remove ambiguity in regulatory actions and bring transparency, predictability and consistency in enforcement for actions. (SPCBs/PCCs/CPCB: within 06 months)</p>
5.	<p>Hazardous waste utilisation and recycle. Issues and need of improvements (Details in Chapter 4 – Section 4.3)</p> <p>a. The inventory data shows skewed variation in utilisation of HW pattern among different</p>	<p>1. The inventory data needs to be verified and validated before accepting the same. The states shall adopt the proposed guidelines immediately while preparation of HW inventory. (SPCBs/PCCs: Immediate)</p>

<p>States. For example in Gujarat about 36 % of the HW generated is either recycled or utilised, whereas in Maharashtra 0.98 % HW generated is recycled and utilised.</p> <p>b. Maharashtra is not authorising and promoting the co-processing which is one of the major option of utilisation of HW, although the HW Rules provided hierarchy of waste management promoting recycle and utilisation of the HW. There is a need to have a consistent and scientific approach to promote the HW recycle and reuse in consonance of the objective of the HW Rules expressed in terms of hierarchy, throughout the country.</p> <p>c. There are certain environmental risks associated with the recycle and utilisation of the HW in case of non-compliance. It is therefore necessary that such recycle and utilisation of HW is strictly regulated in terms of the performance of such recycle and utilisation.</p> <p>d. There is need to immediately prepare guidelines for high volume low impact waste like slags from pyrometallurgical operations, fly ash, red mud, Jarosite, mine tailings and ore beneficiation rejects.</p> <p>e. More clarity is required on the application of Rule 9 particularly in case of captive utilisation. Presently, it is very difficult for SPCB/PCC field staff to investigate and analyse such claims of industry. Therefore, presently, the data given by industry is relied upon in totality.</p> <p>f. The pre-processing facilities collect the HW from different industries and carry out the homogenization/blending activities to achieve the required calorific value and other desired specification for co-processing. As this industry sector indulge in handling the wide range of</p>	<p>2. There is emergent need of consistent approach in recycle and utilisation of HW in terms waste management hierarchy mandated in the rules across all the States in order to ensure the level playing field for the industry. This can be achieved by advocacy programme such as concept of waste exchange banks, know your waste programme, circular economy, documentation of the success stories along with regulatory interventions wherever required.</p> <p><u>(SPCBs/PCCs)</u></p> <p>3. It is also necessary to develop certain benchmarks/guidelines for the possibilities of HW recycle/utilization on case to case basis. For example, for co-processing at Cement plants the Thermal Substitution Ratio (TSR) can be an objective criterion to decide the potential to use HW for utilisation purpose. The range of TSR at different cement plants can be collated to develop a database for sound coprocessing practices.</p> <p><u>(SPCBs/PCCs)</u></p> <p>4. The concept of environmental benchmarking among the similar industries generating HW can be useful to ensure consistency and uniformity. The emerging trend of circular economy would be a key intervention for rationalising the HW generation and reuse/utilisation</p> <p><u>(SPCBs/PCCs: continuous activity)</u></p>
--	---

	wastes from different industries, it would be prudent to have improved enforcement regime in terms of number of inspections, detailing of inspection, environmental monitoring and reporting of waste receive/disposed etc. on the lines of common facilities.	
6.	<p>Common Treatment, Storage and Disposal facilities: reporting. (Details in Chapter 4 – Section 4.5)</p> <p>a. The Committee has observed that in some cases the TSDF rejects the consignment received from the waste generator for non-compliance of acceptance criteria. This consignment is returned back to the waste generator.</p> <p>b. The site selection criteria, design and layout are the critical parameters for establishment of the TSDF. In addition, waste storage, stabilization, landfilling, incineration and leachate management are critical operations. The committee has observed non-compliance of these guidelines For example TSDF at Balotra, Roorkee, Kanpur, etc.</p> <p>c. Of 18 SPCBs/PCCs having common secured landfills, 06 SPCBs have still not opened Escrow Account provision for postclosure monitoring of common SLF.</p> <p>d. Compliance of the Hon'ble NGT orders dated 30/07/2018 with regard to setting of TSDFs and taking imitating actions against erring units- Only Goa and Odisha have submitted action plan with timeframe for setting of Common SLF + Incinerator and Common Incinerator respectively. Only Odisha has taken action against erring units</p>	<p>1. The practice of returning the HW consignment needs to be immediately stopped and the consignment needs to be stored within the TSDF with information to the waste generator and also the concerned SPCB. The TSDF shall take appropriate measures to dispose this waste at the risk and cost of the waste generator under due information to the SPCB immediately on priority. Though the present guidelines prescribed that the waste shall be sent back to the waste generators, this practice needs to be immediately discontinued in view of non-accounting of the waste once it is out of manifest protocol and the associated environmental risks. <u>(SPCBs/PCCs/TSDFs: immediate)</u></p> <p>2. SPCBs/PCCs shall conduct environmental audit including the site selection criteria, design and layout for the TSDFs in next one year. They can engage expert institutes for the purpose and seek CPCB's technical advice on the ToR of the study, if required. <u>(SPCBs/PCCs: 01 year)</u></p> <p>3. All the Common SLF shall disclose the mandatory amount deposited in Escrow Account annually to SPCB/PCC, CPCB and display on their website. SPCB/PCC to take action in case of non-compliance. <u>(SPCBs/PCCs: immediate)</u></p> <p>4. It is necessary that the Hon'ble NGT orders dated 30/07/2018 with regard to setting up of TSDF and taking imitate actions against erring units be strictly complied with by the concerned State/UT Government and SPCBs/PCCs. <u>(State/UT Governments and SPCBs/PCCs: immediate)</u></p>
7.	Contaminated sites: Status, identification, need of urgent action, investment, capacity building,	<p>1. It is necessary that such contaminated site database is developed after due verification by SPCBs/PCCs and validation by</p>

<p>guidelines. (Details in Chapter 4 – Section 4.7)</p> <p>The Committee has initiated work on monitoring of direction of the Hon'ble Supreme Court with regard to contaminated site WP 657/1995 and has discussed the matter with SPCBs/PCCs/CPCB and the petitioner Shri Sanjay Parikh, Adv. The Committee recognised the monitoring of this aspect has a large scope and the committee intends to focus on this specific issue in coming days. In the mean- time committee has made following preliminary observations and record the need of immediate interventions.</p> <p>a. MoEF&CC/CPCB have identified total 329 potentially hazardous waste contaminated sites and subjected them for screening based on verification by the SPCBs. After the verification by SPCBs, the total 144 sites have been identified as contaminated sites and 57 sites are still under evaluation. The Committee is of the opinion that the identification of the contaminated sites is an elaborate process involving objective criteria and standard protocols. It is expected that SPCBs and CPCB shall follow such objective criteria and standard protocol to identify the contaminated sites and also to assess their scope and extent of contamination.</p> <p>b. Out of 144 identified contaminated sites, CPCB has prioritised 8 sites for which DPR for assessment and remediation has been prepared. However, there is an urgent need to execute this remediation plan on top priority. The Committee has been informed that the required financial resources for such remediation have not been mobilised so far.</p> <p>c. There is a change in number of such identified sites over the period which</p>	<p>CPCB or some expert third party, so as to ensure the reliability of such data base. The entire process of screening, verification and validation needs to be as per standard protocol and the data needs to be owned by both SPCB/PCC and CPCB, not leaving the things at state level alone. (SPCBs/PCCs/CPCB: continuous activity)</p> <p>2. CPCB should update national priority list of such confirmed contaminated sites. (CPCB:continuous activity)</p> <p>3. Concerned SPCBs/PCCs shall identify the responsible person/industry, for each of these contaminated sites for suitable application for polluter pays principle for the remediation programme in line with the CPCB guidelines 'Implementing Liabilities for Environmental Damages & Disposal of Hazardous Waste and Penalty'. (SPCBs/PCCs: Immediate and continuous activity)</p> <p>4. Both SPCBs and CPCB shall continue the process of identification of probable contaminated sites and subject them to identification criteria and decide their status as well as scope and extent of such contamination. This process is a dynamic and need to be a regular feature of enforcement. (SPCBs/PCCs and CPCB: continuous activity)</p> <p>5. In case of the contaminated sites where the polluter is not identified, the State/UT Government would be required to finance remediation of such sites to safeguard the people living in contaminated areas from adverse health effects, in terms of their constitutional responsibility to protect and improve the environment. (States/UTs Government and SPCBs/PCCs)</p> <p>6. SPCBs/PCCs need to initiate immediate intervention measures for containing immediate threats from existing contaminated sites (in both active and inactive sites) and also further ingress of HW. (SPCBs/PCCs: immediate)</p>
--	--

	could be due to listing/ delisting of probable contaminated sites as a result of increased enforcement and monitoring activities, and variations in criteria.	
8.	<p>Impact of other regulations (Details in Chapter 4 – Section 4.2)</p> <p>The committee notes that HW resulting from enforcement of other regulations like E-waste, SW rules etc are presently not accounted in the HW management plans under HW rules. Committee finds a need to consider impact of other regulations while planning HW management including preparation of inventory and assessing the impacts.</p> <p>a. As per E-waste regulation, in case of fluorescent and other mercury containing lamp where recyclers are not available, such waste is channelized to common TSDF for disposal after pretreatment/immobilization of mercury. Such waste should also be accounted into HW inventorisation.</p> <p>b. In case of solid waste rules, there is a separate category of domestic HW which is expected to be disposed in the Common Hazardous facility, however, there is no data or information available on the quantity and quality of such domestic HW available so far.</p>	SPCBs/PCCs and CPCB need to take cognizance of these aspects while enforcing the relevant rules and also, preparation of HW inventory and other interventions. (SPCBs/PCCs and CPCB)
9.	<p>Import and export. (Details in Chapter 4 – Section 4.6)</p> <p>a. Harmonization of Basel codes with ITC (HS codes): The Ministry (MOEF) provides permission on the basis of Basel codes while DGFT uses HS codes. There is a need to synchronize the two codes to avoid confusion.</p> <p>b. Risk management assessment: The customs authorities use the risk management system (RMS) to enable low risk consignments to be cleared based on the acceptance of the importer's self-assessment and without examination. Roughly 30 percent of containers covered under risk management out of</p>	<p>Committee would deliberate on this issue further for making detailed recommendations. Still however, following recommendations on co-ordination and data management are made;</p> <p>1. There is need to synchronise Basel code and HS codes to cover all scheduled items as per HW rules in customs verification and control more effectively. <u>(MoEF&CC, Custom and Port Authorities)</u></p> <p>2. CAG has come out with details of illegal HW import and its storage in ports and ICDs. This needs to be verified on priority and action be taken for disposal of the same in terms of earlier orders of Hon'ble Supreme Court. <u>(Custom and Port Authorities)</u></p> <p>3. Improve traceability of importers:</p>

	<p>which 10 percent are physically verified. There are different types of waste streams which have not been integrated in the RMS. There is a need to review the import/export data of various waste streams and include them in RMS. Further, waste streams in Schedule III – Parts A, B and D and Schedule VI that are often mis-declared by importers need to be identified and added to the RMS.</p> <p>c. Collaboration between regulating authorities: Regular interaction between the Ministry of Environment, Forest and Climate Change, CPCB, SPCBs/PCCs, customs and ports authorities should take place with frequent consultative meetings and trainings in order to avoid working in silos.</p>	<p>The Customs authorities could make the registration process of importers more stringent as there have been cases where importers have never been able to be traced when their illegal imports were intercepted (<u>MoEF&CC, DGFT, Custom and Port authorities</u>)</p>
10	<p>Capacity building in CPCB and SPCBs/PCCs and other agencies (trained adequate manpower, laboratory, budget) (Details in Chapter 4 – Section 4.7 and 4.8)</p>	<p>1. Each of the SPCBs/PCCs/Custom/TSDF, as listed in report, need to have at least one laboratory where all HW parameters as required under the Rules can be analysed. (<u>SPCBs/PCCs/Custom/TSDF: 06 months</u>)</p> <p>2. Capacity building in SPCBs/PCCs for rapid preliminary assessment of contaminated sites, which may include practical training on use of tools for soil and groundwater screening such as hand-held XRF instruments, Colorimeter, PID for VOCs/SVOCs, hand operated augers, groundwater pumps, level meters, etc. (<u>CPCB: 06 months</u>)</p> <p>3. SPCBs/PCCs and CPCB needs capacity building in terms of qualified and experienced manpower and also, tools and techniques for effective governance. Committee is informed about steps being taken by SPCBs and would review the same in detail. (<u>MoEF&CC, State/UT Government, CPCB and SPCBs / PCCs: Immediate</u>)</p>
11.	<p>Duties performed by State/UT Govt. as stipulated under the HOWM</p>	<p>1. There is need to sensitize State/UT Govts. about duties required to be performed by the concerned department/agency as</p>

<p>entrusted with duties of authorising Dept. of Industry/other Govt. agency and Dept. of Labour/other Govt. agency with regard to allocation/earmarking of industrial space, recognition/registration/ health & safety/etc. of workers involved in recycling/ preprocessing/ other utilization activities of HW and submission of integrated plan under Rule 5(1), (2) and (3) respectively: The State Govt. has also been entrusted with duties of identification and notification of sites for common TSDF and publishing periodically inventory of disposal sites as stipulated under Schedule VII of the HOWM Rules, 2016. It has been observed that actions have not been taken on the above (except identification and notification for common TSDFs in few States) by the State/UT Govt. and there is lack of awareness among them in this regard.</p>	<p>5(3) and Schedule VII of the HOWM Rules, 2016. Hon'ble NGT may issue appropriate directions in this regard. <u>(All State/UT Govts.: Immediate)</u></p>
--	--

5. Having regard to the sensitiveness of the issue and impact of non-compliance on environment and public health, the above recommendations need to be fully implemented and monitored by the Chief Secretaries at State Level and by the MoEF&CC and CPCB at national level.
6. The affidavit of CPCB further states that the Committee has not covered all the aspects and certain other aspects which remain to be considered include contaminated site, capacity building of regulators, issues related to import and export of hazardous waste etc. for which further time of six months is required.
7. We are of the view that the Committee must complete its task expeditiously within three months from today. In view of the fact that

two months have already gone by after the affidavit was filed, its final report may now be submitted on or before 31.07.019.

8. It is made clear that if the progress in implementation of the Rules is not found to be adequate, the States may be required to furnish performance guarantees to comply with the Rules in a time bound manner.
9. CPCB may determine the scale of compensation to be recovered for violation of the Rules within one month from today and furnish a report to this Tribunal by-email at ngt.filing@gmail.com. CPCB may furnish final action taken report in the matter on or before 15.08.019 by e-mail at ngt.filing@gmail.com.
10. The Chief Secretaries may look into the issue of capacity building of the SPCBs/PCCs to deal with the issue of compliance of the Rules.

List for further consideration on 26.08.2019.

Adarsh Kumar Goel, CP

Dr. Nagin Nanda, EM

April 12, 2019
Original Application No. 804/2017
(Earlier O.A. No. 36/2012)
DV

Item No. 01

Court No. 1

BEFORE THE NATIONAL GREEN TRIBUNAL PRINCIPAL BENCH, NEW DELHI

Original Application No. 360/2018
M.A. No. 823/2018) (SLP (Civil) No. 2959/2014)

(With report dated 22.02.2019)

Shree Nath Sharma

Applicant(s)

Versus

Union of India & Ors.

Respondent(s)

Date of hearing: 26.09.2019

**CORAM: HON'BLE MR. JUSTICE ADARSH KUMAR GOEL,
CHAIRPERSON HON'BLE MR. JUSTICE S.P WANGDI,
JUDICIAL MEMBER HON'BLE MR. JUSTICE K.
RAMAKRISHNAN, JUDICIAL MEMBER HON'BLE DR.
NAGIN NANDA, EXPERT MEMBER**

For Applicant(s): Mr. S.K. Bhattacharya, Advocate with Shree Nath Sharma, in person

For Respondent(s): Mr. Gautam Singh, Advocate for State of Rajasthan

ORDER

1. The issue for consideration is the steps for remedial action for enforcement of environmental norms at Bharatpur, Rajasthan.
2. The matter was initiated by way of writ petition before the Rajasthan High Court with reference to pollution of Sujanganga river which is surrounded by a historical Fort. The High Court transferred the writ petition to this Tribunal which order was affirmed by the Hon'ble Supreme Court.

3. Vide order dated 31.07.2018, the Tribunal referred to the order of the High Court dated 14.11.2011 in *C.W.P. No. 065/96* directing removal of encroachments. The High Court noted that out of 860 encroachments, 760 had been removed. It was directed that hospital waste be segregated, traffic plan prepared and air and water quality tests conducted. The direction also required the steps for restoration for the Bharatpur canal.
4. The Tribunal directed the Collector and the District Magistrate, Bharatpur to take further remedial action.
5. Accordingly, an affidavit of compliance has been filed by the Commissioner, Municipal Corporation, Bharatpur annexing a status report from the Collector/District Magistrate dated 22.02.2019. The report deals with the compliance of direction for segregation of hospital waste, traffic action plan to check vehicular pollution, noise control plan, pollution control system for control of pollution of Sujanganga river, conservation and restoration of Fort and repair of Moatwall, installation of incinerator, sewerage system and monitoring mechanism, including holding of monthly meetings.
6. In view of above, steps having been taken, the immediate problem may appear to have been addressed. However, enforcement of environmental norms is a continuous requirement. The District Magistrate, CPCB and the SPCB may consider further necessary action which may be coordinated by the SPCB. First meeting for the purpose may be held within one month from today and the matter be finalized within two months. This Tribunal in *O.A. No. 606/2018*, while dealing with the compliance of Municipal Solid Waste Management Rules, 2016 also flagged other issues and required monitoring at the level of the Chief Secretaries and the District Magistrates. The Chief Secretaries of all the States/UTs have appeared before this Tribunal, including the Chief Secretary of State of Rajasthan and directions have been issued for continuous monitoring and filing of further reports.

7. Vide order dated 12.09.2019, while fixing a schedule for further appearance of the Chief Secretaries of all the States/UTs, direction has been issued to compile information with reference to the following specific thematic areas viz.:

- 
- The background of the list contains a large, faint watermark of the National Green Tribunal logo. It features a central green figure with arms raised, surrounded by a circular border with the text 'NATIONAL GREEN TRIBUNAL, NEW DELHI' and a laurel wreath.
- Compliance to Solid Waste Rules including Legacy Waste.
 - Compliance to Bio-medical Waste Rules.
 - Compliance to Construction & Demolition Waste.
 - Compliance to Hazardous Waste Rules.
 - Compliance to E-waste Rules.
 - 351 Polluter Stretches in the country.
 - 122 Non-attainment cities.
 - 100 industrial clusters.
 - Status of STPs and re-use of treated water.
 - Status of CETPs/ETPs including performance.
 - Ground water extraction/contamination and re-charge.
 - Air pollution including noise pollution.
 - Illegal sand mining.
 - Rejuvenation of water bodies.

8. Such information is to be furnished to the CPCB by the Chief Secretaries of all the States/UTs indicating:

- Current status
- Desirable level of compliance in terms of statutes.
- Gap between current status and desired levels.
- Proposal of attending the gap with time lines.
- Name and designation of designated officer for ensuring compliance to provisions under statute.

9. Since CPCB is to file updated report by 15.11.2019, the Chief Secretaries of all the States/UTs may furnish such information by 31.10.2019.

10. We may also refer to order dated 15.07.2019 in O.A. No. 710/2017, *Shailesh Singh vs. Sheela Hospital & Trauma Centre, Shahjahanpur & Ors.* directing as follows:

“We find it necessary to add that in view of Constitutional provisions under Articles 243 G, 243 W, 243 ZD read with Schedules 11 and 12 and Rule 15 of the Solid Waste Management Rules, 2016, it is necessary to have a District Environment Plan to be operated by a District Committee (as a part of District Planning Committee under Article 243 ZD) with representatives from Panchayats, Local Bodies, Regional Officers, State PCB and a suitable officer representing the administration, which may in turn be chaired and monitored by the District Magistrate. Such District Environment Plans and Constitution of District Committee may be placed on the website of Districts concerned. The monthly report of monitoring by the District Magistrate may be furnished to the Chief Secretary and may be placed on the website of the District and kept on such websites for a period of one year. This may be made operative from 1.08.2019. Compliance of this direction may also be seen by the Chief Secretaries of the States/UTs. This may not only comply with mandate of law but provide an institutional mechanism for effective monitoring of environment norms.”

11. To facilitate preparation of such District Environment Plan, it will be appropriate that CPCB prepares a Model/Models and places the same on its website which may be adopted with suitable changes as per local requirements for all Districts in the country and monitored by the Chief Secretaries with reports to the Tribunal in O.A. No. 606/2018.

12. The Department of Environment of all States and Union Territories may collect such District Environment Plans of their respective States and finalize the ‘State Environment Plan’ covering the specific thematic areas referred in Para-7 including information as contained in Para-8 and template of Model/Models District Environment Plan provided by the CPCB. The action for preparation of State’s Environment Plan shall be monitored by the respective Chief Secretaries of States and Administration of UTs. Let this action be completed by 15.12.2019 and compliance be reported to the Tribunal by 31.12.2019.

13. Based on States and UTs Environment Plans, MoEF&CC and CPCB shall prepare

country's Environment Plan accordingly. Let the Secretary, MoEF&CC and Chairman, CPCB steer the preparation of country's Environment Plan. Let their action be completed by 31.01.2020 and compliance be reported to the Tribunal by 15.02.2020.

Let the copy of this order be sent to the Secretary, MoEF&CC, Chairman, CPCB, All Chief Secretaries of States and Administrators of all the Union Territories by e-mail for compliance.

The application is disposed of except for further monitoring of the matter in *O.A. No. 606/2018*.

Adarsh Kumar Goel, CP

S.P Wangdi, JM

K. Ramakrishnan, JM

Dr. Nagin Nanda, EM

September 26, 2019
Original Application No. 360/2018DV

Advisory on Single-Use Plastic

- (iv) Any other plastic material for which an alternative exists.

(3) All the institutions shall promote and practice source segregation in the office premises

III Waste management system improvements

- (i) States/UTs may support local bodies / Gram Panchayats in improving source segregation of waste. Waste collection and transportation systems may be standardized, and best practices may be inculcated. States/UTs and ULBs may focus on improving last mile delivery of collection and transportation services. The focus should also be placed on improving collection and transportation infrastructure and ensuring segregated waste is collected.
- (ii) All plastic waste generated / packaging industry may be called upon to implement the Extended Producer Responsibility by effectively collecting back plastic waste.

IV Supporting activities

Promotion of eco-friendly alternatives

State/UT Governments can play a key role in promoting eco-friendly alternatives in order to phase out single-use plastics progressively. Projects which support up scaling or recycling of single-use plastic items and promote small scale or micro enterprises, should be encouraged. Encouragement needs to be given for development of alternate packaging materials and SUPs.

Social Awareness and public education

- (i) Awareness / Sensitization campaigns should be organized throughout the State/UT through TV/Radio etc. to discourage the use of single-use plastic.
- (ii) All events organized by or sponsored by the Government shall be single-use plastic free.
- (iii) Government should try to invite eminent public personalities to serve as brand ambassadors or in any other capacity in the campaign to discourage the use of single-use plastic.
- (iv) Attention should be focussed on creating awareness / sensitization in hotspots of plastic usage including tourist spots, religious spots, beaches, pilgrimage sites, schools, colleges, etc.
- (v) Particular attending should also be focussed on students and young adults to inculcate a behavioural change in plastic usage. Changes in school curriculum should be introduced to discourage use of single-use plastics, promote the use of plastic alternate materials and promote source segregation.

- (iv) Any other plastic material for which an alternative exists.

(3) All the institutions shall promote and practice source segregation in the office premises

III Waste management system improvements

- (i) States/UTs may support local bodies / Gram Panchayats in improving source segregation of waste. Waste collection and transportation systems may be standardized, and best practices may be inculcated. States/UTs and ULBs may focus on improving last mile delivery of collection and transportation services. The focus should also be placed on improving collection and transportation infrastructure and ensuring segregated waste is collected.
- (ii) All plastic waste generated / packaging industry may be called upon to implement the Extended Producer Responsibility by effectively collecting back plastic waste.

IV Supporting activities

Promotion of eco-friendly alternatives

State/UT Governments can play a key role in promoting eco-friendly alternatives in order to phase out single-use plastics progressively. Projects which support up scaling or recycling of single-use plastic items and promote small scale or micro enterprises, should be encouraged. Encouragement needs to be given for development of alternate packaging materials and SUPs.

Social Awareness and public education

- (i) Awareness / Sensitization campaigns should be organized throughout the State/UT through TV/Radio etc. to discourage the use of single-use plastic.
- (ii) All events organized by or sponsored by the Government shall be single-use plastic free.
- (iii) Government should try to invite eminent public personalities to serve as brand ambassadors or in any other capacity in the campaign to discourage the use of single-use plastic.
- (iv) Attention should be focussed on creating awareness / sensitization in hotspots of plastic usage including tourist spots, religious spots, beaches, pilgrimage sites, schools, colleges, etc.
- (v) Particular attending should also be focussed on students and young adults to inculcate a behavioural change in plastic usage. Changes in school curriculum should be introduced to discourage use of single-use plastics, promote the use of plastic alternate materials and promote source segregation.

V State Governments may emphasize the need to implement provisions of Solid Waste Management Rules, 2016 and Plastic Waste Management 2016 for an effective synergy between waste collection of all types and their efficient disposal.

2.0 Indicative Gap Analysis and Action Plan for complying with waste Management Rules

(i) Solid Waste Management


a. Current status related to solid waste management

	Urban Local Bodies	No of Wards	No of Households	population	Solid Waste Generated par day
1	Municipalities(Nagar palika parishad nanparabahraich)	25	8545	48441	9.74

B. Identification of gaps and Action plan:


S.N o.	Action points for Municipalities (City)	Identification of gap	Action plan	Responsible agencies	Timeline for completion of action plan
1.	Segregation				
(i)	Segregation of waste at source	Lack of Information regarding Segregation.	IEC activities.	N.P.P Nanpara	6 months
2.	Sweeping				
(i)	Manual Sweeping	Complete Sweeping is done.	Regular Inspection of city.	N.P.P Nanpara	-
(ii)	Mechanical Road Sweeping & Collection	No equipment available for mechanical sweeping.	Purchasing of equipment.	N.P.P Nanpara	As per requirement
3	Waste collection			N.P.P Nanpara	
(i)	100% Collection of solid waste	100 % of waste collected.	-	N.P.P Nanpara	-
(ii)	Arrangement for door to door collection	All 25 wards are covered.	Improvement in work needed. Regarding vehicles.	N.P.P Nanpara	6 months
(iii)	waste collection trolleys with separate compartments	5 trolleys are available.	Maintenance of vehicle needed.	N.P.P Nanpara	On regular basis.
(iv)	Mini collection Trucks with Separate compartments	7 Mini tippers are available.	Maintenance of vehicle needed.	N.P.P Nanpara	On regular basis.
(v)	waste Deposition centers (for domestic hazardous waste)	Center not available.	Construction of plant/MRF needed	N.P.P Nanpara	1 year.
4.	waste Transport			N.P.P Nanpara	
(i)	Review existing infrastructure for waste Transport.	100 % waste transported at the selected place.	Construction of plant/MRF needed for waste disposal.	N.P.P Nanpara	1 year
(ii)	Bulk waste trucks	not available.	not available.	N.P.P Nanpara	-

Handwritten signature and initials in the left margin.


 आंध्रशाही अधिकारी
 नगर पालिका परिषद
 ननपरा, जिल्हा-बेळगाव

(iii)	waste transfer points	Dumpsite available.	Construction of plant/MRF needed for waste disposal.	N.P.P Nanpara	1 year
5	Waste Treatment and Disposal			N.P.P Nanpara	
(i)	wet-waste management on site composting by bulk waste generators (Authority may decide on requirement as per Rules)	No Bulk Waste Generator in city area.	Notification for BWG was published in Newspaper. (No one generate 100 kg waste per day.)	N.P.P Nanpara	-
(ii)	Wet-waste management facility(ies) for central bio mathination /composting of wets waste.	Not available.	Construction of plant/MRF needed for waste disposal.	N.P.P Nanpara	1 year
(iii)	Dry-waste management: material Recovery for dry-waste fraction	Land Identified.	Tender under process.	N.P.P Nanpara	6 months
(iv)	Disposal of Inert and non-recyclable wastes: Sanitary Landfill	Sanitary Landfill not available.	Construction of plant/MRF needed	N.P.P Nanpara	1 year
(v)	Remediation of historic/legacy dumpsite	No legacy waste available.	Previous legacy waste remediation completed.	N.P.P Nanpara	-
(vi)	involvement of NGOs	Meeting with NGOs not done.	Meeting with NGOs should be complet, discuss our plan and objective.	N.P.P Nanpara	On regular time of interval.
(vii)	ERP of produces: linkage with producer/ brand owners	Lack of information about rules.	IEC activities and meeting with PRO's and (VYAPAR MANDAL).	N.P.P Nanpara	3 months
(viii)	Authorization of waste pickers	No waste pickers	No waste pickers	N.P.P Nanpara	-
(ix)	Preparation of own by-laws to comply with SWM Rules 2016	No	Under Process.	N.P.P Nanpara	6 months

[Action plan should cover all village panchayats /blocks/town municipalities/city corporations. Action plan need not be prepared in tabular form as above. Action plan may dwell upon other relevant action points not mentioned in above table. if required budgetary requirement and provisions may also be mentioned]


 अधिशासी अधिकारी
 नगर पालिका परिषद
 नानपारा, जिला-बहराइच

(ii) Plastic waste Management

(a) Current status related to plastic waste management

	urban Local bodies	Estimated quantity of Plastic waste Generated
1	Municipalities(Nagar palika parishad nanparabakraich))	0.4 MT

(b) Identification of gaps & action plan:

S.No	action points for municipalities	Identification of gaps	Action plan	Agencies Responsible	Target time for Compliance
1	Door to Door collection of dry waste including PW	100 % complete.	More IEC activities for waste collection including Plastic Waste	N.P.P Nanpara	4 Months
2	Facilitate organized collection of PW at waste transfer point or Material Recovery facility	Not available.	Construction of plant/MRF needed for waste disposal.	N.P.P Nanpara	4 Months
3	PW collection	Not available.	Construction of plant/MRF needed for waste disposal.	N.P.P Nanpara	4 Months
4	Awareness and programs Implementation	Lack of awareness.	IEC activities.	N.P.P Nanpara	Per Month
5	Access to plastic waste Disposal facilities.	No recycling plant available.	Previous seized Plastic Waste sent to nagarnigamayodhya.	N.P.P Nanpara	1 year

[Action plan should cover all village panchayats /blocks/town municipalities/city corporations. Action plan need not be prepared in tabular form as above. Action plan may dwell upon other relevant action points not mentioned in above template. if required budgetary requirement and provisions may also be mentioned]

(iii) C&D waste management

a. Current status related to C&D waste

Details of Data Requirement	Present Stats
Total C & D waste generation in MT parday(As per from municipal corporations/ municipalities)	0.4 MT
Dose the District has access to C&D waste recycling facility?	All C& D waste sent to the local registered construction contractor of

आदेशाधीन अधिकारी
नगर पालिका परिषद
नानपारा, जिला-बहराइच

ULB.

b. Identification of gaps and Action plan:

S.No.	Action points for Municipalities (City)	Identification of gap	Action plan	Responsible agencies	Timeline for completion of action plan
1	Arrangement for separate collection of C&D waste to C&D waste deposition point.	All C& D waste sent to the local registered construction contractor of ULB. No point is available.	Recycling Plant Needed.	N.P.P Nanpara	1 Year
2	Weather local authority have fixed user fee on C&D waste and introduced permission system for bulk waste generators who generate more than 20 tons or more in one day or 300 tons per project in a month?	Local by-laws published for user fee.	Local by-laws published for user fee.	N.P.P Nanpara	-
3	C&D recycling facility	No plant available.	All C& D waste sent to the local registered construction contractor of ULB.	N.P.P Nanpara	-
4	Usage of recycled C&D waste in non-structural concrete ,paving blocks, lower layers of road pavements, colony and rural roads	All C& D waste sent to the local registered construction contractor of ULB.	Plant needed.	N.P.P Nanpara	1 year
5	IEC on C&D waste management.	IEC activities for C&D is done	More activities needed.	N.P.P Nanpara	Per Month

[Action plan for C&D waste management should cover all village panchayat/blocks town municipalities/city corporations, action need not be prepared in Tabular form ad above, however all the components mentioned should for addressed for overall C&D waste management. Action plan need not be prepared in tabular form. SPCBs/PCC be part of action plan. action plan may dwell upon relevant action points not mentioned in above template.]

(vi)E-waste Management**a. Current Status related to E-waste Management**

Details of Date Requirement	Present Status
-----------------------------	----------------

अधिकारी अधिकारी
नगर पालिका परिषद
नानपारा, जिला-बहराचब

Inventory of E-Waste in MT/year	MT/year
Collection centers established by ULBs in the District	[Nos]
Collection centers established by Producers or their PROs	[Nos]
No authorized E-waste recyclers/ Dismantler	[Nos]

b. Identification of gap and action plan:

S.No.	Action points	Gaps in Identification	Action plan	Responsible agency	Timeline for completion of action plan
1	Inventory / Generation of E-Waste / BWG				
2	E-Waste Collection Points				
3	Linkage among Stakeholders to Channelize E-Waste				
4	Regulation of Illegal E-waste recycling/ dismantling				
5	Integration of Informal Sector				
6	Awareness and Education				

[CPCB in the prescribed authority to grant extended producer authorization to various producers of Electrical and Electronic Equipment being placed on market. Targets For Collection of their E-waste is given to each producers. Every Producers Should have installed a network of collection enters pan India , accordingly, every district should be covered. SPCBs/PCCS are given mandate to ensure implementation of EPR authorization. Therefore district administration should have all information abbot collation centers /call centers established by various producers in the District. Such management should be disseminated to public and local administration. Action plan for E-waste management should cover the aspects of inventory, collation centers for e-waste channelization effective EPR verification by SPCBs. Action plan may dwell upon other Relevant action poets not mentioned in above template.]

District level

4.2 Domestic Sewage

a. Identification of gaps and Action plan for treatment of domestic sewage

Details of Date Requirement	Present Status
No of Class-II towns and above	3
No of class-I towns above	1
No of towns STPs installed	0
No of towns needing STPs	1
No of ULBs having partial underground sewerage network	0

अविशारी अधिकारी
नगर पालिका परिषद
ननपारा, जिला-बड़गढ़

Total Quantity of Sewage generated in District from Class II Cities and above	0
Quantity of treated sewage flowing into Rivers (directly or indirectly)	0
Quantity of untreated or partially treated sewage (directly or indirectly)	0
Quantity of sewage flowing into lakes	0
Total available Treatment Capacity	0

b. Identification of gaps and Action plan for treatment for domestic sewage:

S.No.	Action points	Gaps and Action plan	Responsible agency	Timeline for completion
1.	sewage treatment plants (STPs)	No plant Available	Jal Nigam	-
2.	Underground sewage network	No Underground sewage network in the city	-	-

[Action plan for installing new/up-grading sewage treatment and laying of sewerage network is the mandate of local bodies, being cost intensive action points, the district administration. may draw action points in consultation with ULBs and urban development department. Action plan need not be prepared in Tabular form. ULBs, SPCBs/PCC and UDD may be part of action plan for collection and treatment of sewage. Action plan may also dwell upon other relevant action points which are not mentioned in above template.]

5.0 Industrial waste water management

a. current status related to industrial wastewater Management

Number of Red, orange, green and white industries the District	[Nos of Red industries], Nos of orange industries], Nos of green industries], and white industries]
No of industries discharging wastewater generated	[Nos]
Total Quantity of Industrial wastewater generated	[MLD]
Quantity of treated industrial wastewater discharged into Nalas/Rivers	[MLD]
Common Effluent treatment Facilities	[Nos]
No of Industries meeting Standards	[Nos]
No of Industries not meeting discharge standards	[Nos]

a. Identification of gaps and Action plan for Industrial wastewater:

S.No.	Action points	Gaps and Action plan	Responsible agency	Timeline for completion
1	Compliance to discharge norms by Industries	-	-	-
2	Complaint redressal system	-	-	-

आविशारी अधिकारी
नगर पालिका परिषद
गानपारा, जिला-बहराइच

2.0 Indicative Gap Analysis and Action Plan for complying with waste Management Rules

(i) Solid Waste Management

a. Current status related to solid waste management

	Urban Local Bodies	No of Wards	No of Households	population	Solid Waste Generated par day
1	Municipalities (Nagar Palika Parishad Bahraich)	31	33959	186223	41.9 MT

B. Identification of gaps and Action plan:

S.N o.	Action points for Municipalities (City)	Identification of gap	Action plan	Responsible agencies	Timeline for completion of action plan
1.	Segregation				
(i)	Segregation of waste at source	Lack of Information regarding Segregation.	IEC activities.	NPP Bahraich	6 months
2.	Sweeping				
(i)	Manual Sweeping	Complete Sweeping is done.	Regular Inspection of city.	NPP Bahraich	-
(ii)	Mechanical Road Sweeping & Collection	No equipment available for mechanical sweeping.	Purchasing of equipment.	NPP Bahraich	As per requirement
3	Waste collection				
(i)	100% Collection of solid waste	100 % of waste collected.	-	NPP Bahraich	-
(ii)	Arrangement for door to door collection	All 31 wards are covered.	Improvement in work needed. Regarding vehicles.	NPP Bahraich	6 months
(iii)	waste collection trolleys with separate compartments	9 trolleys are available.	Maintenance of vehicle needed.	NPP Bahraich	On regular basis.
(iv)	Mini collection Trucks with Separate compartments	5 Mini tippers are available.	Maintenance of vehicle needed.	NPP Bahraich	On regular basis.
(v)	waste Deposition centers (for domestic hazardous waste)	Center not available.	Construction of plant needed	NPP Bahraich	1 year.
4.	waste Transport				
(i)	Review existing infrastructure for waste Transport.	100 % waste transported at the selected place.	Construction of plant needed for waste disposal.	NPP Bahraich	1 year
(ii)	Bulk waste trucks	3 trucks are available.	3 trucks are available.	NPP Bahraich	-

**EXECUTIVE OFFICER
MUNICIPAL BOARD
BAHRAICH**

(iii)	waste transfer points	Dumpsite available.	Construction of plant needed for waste disposal.	NPP Bahraich	1 year
5	Waste Treatment and Disposal				
(i)	wet-waste management on site composting by bulk waste generators (Authority may decide on requirement as per Rules	No Bulk Waste Generator in city area.	Notification for BWG was published in Newspaper. (No one generate 100 kg waste per day.)	NPP Bahraich	-
(ii)	Wet-waste management facility(ies) for central bio mathination /composting of wets waste.	Not available.	Construction of plant needed for waste disposal.	NPP Bahraich	1 year
(iii)	Dry-waste management: material Recovery for dry-waste fraction	Under Construction.	80 % of work completed.	NPP Bahraich	4 months
(iv)	Disposal of Inert and non-recyclable wastes: Sanitary Landfill	Sanitary Landfill not available.	Construction of plant needed	NPP Bahraich	1 year
(v)	Remediation of historic/legacy dumpsite	No legacy waste available.	Previous legacy waste remediation completed.	NPP Bahraich	-
(vi)	involvement of NGOs	Meeting with NGOs not done.	Two NGO's are working with NPP. Meeting with NGOs should be completed, discuss our plan and objective.	NPP Bahraich	On regular time of interval.
(vii)	ERP of produces: linkage with producer/ brand owners	Lack of information about rules.	IEC activities and meeting with PRO's and (VYAPAR MANDAL).	NPP Bahraich	3 months
(viii)	Authorization of waste pickers	Yes.	Yes.	NPP Bahraich	-
(ix)	Preparation of own by-laws to comply with SWM Rules 2016	Yes .	own by-laws to comply with SWM Rules 2016 published.	NPP Bahraich	-


EXECUTIVE OFFICER
MUNICIPAL BOARD
BAHRAICH

[Action plan should cover all village panchayats /blocks/town municipalities/city corporations. Action plan need not be prepared in tabular form as above. Action plan may dwell upon other relevant action points not mentioned in above table. If required budgetary requirement and provisions may also be mentioned]

(ii) Plastic waste Management

(a) Current status related to plastic waste management

	urban Local bodies	Estimated quantity of Plastic waste Generated
1	municipalities (nagarpalika parishad Bahraich)	4 MT

(b) Identification of gaps & action plan:

S.No	action points for municipalities	Identification of gaps	Action plan	Agencies Responsible	Target time for Compliance
1	Door to Door collection of dry waste including PW	100 % complete.	More IEC activities for waste collection including Plastic Waste	NPP Bahraich	4 Months
2	Facilitate organized collection of PW at waste transfer point or Material Recovery facility	Under Construction.	80 % of work completed.	NPP Bahraich	4 Months
3	PW collection	Under Construction.	80 % of work completed.	NPP Bahraich	4 Months
4	Awareness and programs Implementation	Lack of awareness.	IEC activities.	NPP Bahraich	Per Month
5	Access to plastic waste Disposal facilities.	No recycling plant available.	Previous seized Plastic Waste sent to nagarnigamayodhya.	NPP Bahraich	1 year

[Action plan should cover all village panchayats /blocks/town municipalities/city corporations. Action plan need not be prepared in tabular form as above. Action plan may dwell upon other relevant action points not mentioned in above template. if required budgetary requirement and provisions may also be mentioned]

(iii) C&D waste management

a. Current status related to C&D waste

Details of Data Requirement	Present Stats
Total C & D waste generation in MT par day(As per from municipal corporations/ municipalities)	2.9
Dose the District has access to C&D waste recycling facility?	All C& D waste sent to the local registered construction contractor of ULB.

EXECUTIVE OFFICER
MUNICIPAL BOARD
BAHRAICH

b. Identification of gaps and Action plan:

S.No.	Action points for Municipalities (City)	Identification of gap	Action plan	Responsible agencies	Timeline for completion of action plan
1	Arrangement for separate collection of C&D waste to C&D waste deposition point.	All C&D waste sent to the local registered construction contractor of ULB.No point is available.	Recycling Plant Needed.	NPP Bahraich	1 Year
2	Weather local authority have fixed user fee on C&D waste and introduced permission system for bulk waste generators who generate more than 20 tons or more in one day or 300 tons per project in a month?	Local by-laws published for user fee.	Local by-laws published for user fee.	NPP Bahraich	-
3	C&D recycling facility	No plant available.	All C&D waste sent to the local registered construction contractor of ULB.	NPP Bahraich	-
4	Usage of recycled C&D waste in non-structural concrete ,paving blocks, lower layers of road pavements, colony and rural roads	All C&D waste sent to the local registered construction contractor of ULB.	Plant needed.	NPP Bahraich	1 year
5	IEC on C&D waste management.	IEC activities for C&D is done	More activities needed.	NPP Bahraich	Per Month

[Action plan for C&D waste management should cover all village panchayat/blocks town municipalities/city corporations, action need not be prepared in Tabular form as above, however all the components mentioned should be addressed for overall C&D waste management.

Action plan need not be prepared in tabular form. SPCBs/PCC be part of action plan. action plan may dwell upon relevant action points not mentioned in above template.]

(vi)E-waste Management

a. Current Status related to E-waste Management

Details of Date Requirement	Present Status
Inventory of E-Waste in MT/year	MT/year
Collection centers established by ULBs in the District	[Nos]
Collection centers established by Producers or their PROs	[Nos]
No authorized E-waste recyclers/ Dismantler	[Nos]

EXECUTIVE OFFICER
MUNICIPAL BOARD
BAHRAICH

b. Identification of gap and action plan:

S.No.	Action points	Gaps in Identification	Action plan	Responsible agency	Timeline for completion of action plan
1	Inventory / Generation of E-Waste / BWG				
2	E-Waste Collection Points				
3	Linkage among Stakeholders to Channelize E-Waste				
4	Regulation of Illegal E-waste recycling/ dismantling				
5	Integration of Informal Sector				
6	Awareness and Education				

[CPCB is the prescribed authority to grant extended producer authorization to various producers of Electrical and Electronic Equipment being placed on market. Targets For Collection of their E-waste is given to each producers. Every Producers Should have installed a network of collection enters pan India , accordingly, every district should be covered. SPCBs/PCCS are given mandate to ensure implementation of EPR authorization. Therefore district administration should have all information abbot collation centers /call centers established by various producers in the District. Such management should be disseminated to public and local administration. Action plan for E-waste management should cover the aspects of inventory, collation centers for e-waste channelization effective EPR verification by SPCBs. Action plan may dwell upon other Relevant action poets not mentioned in above template.]

District level**4.2 Domestic Sewage****a. Identification of gaps and Action plan for treatment of domestic sewage**

Details of Date Requirement	Present Status
No of Class-II towns and above	3
No of class-I towns above	1
No of towns STPs installed	0
No of towns needing STPs	1
No of ULBs having partial underground sewerage network	0
Total Quantity of Sewage generated in District from Class II Cities and above	0
Quantity of treated sewage flowing into Rivers (directly or indirectly)	0
Quantity of untreated or partially treated sewage (directly or indirectly)	0
Quantity of sewage flowing into lakes	0
Total available Treatment Capacity	0


EXECUTIVE OFFICER
MUNICIPAL BOARD
BAHRAICH

b. Identification of gaps and Action plan for treatment for domestic sewage:

S.No.	Action points	Gaps and Action plan	Responsible agency	Timeline for completion
1.	sewage treatment plants(STPs)	No plant Available	Jal Nigam	-
2.	Underground sewage network	No Underground sewage network in the city	-	-

[Action plan for installing new/up-grading sewage treatment and laying of sewerage network is the mandate of local bodies, being cost intensive action points, the district administration. may draw action points in consultation with ULBs and urban development department. Action plan need not be prepared in Tabular form. ULBs, SPCBs/PCC and UDD may be part of action plan for collection and treatment of sewage. Action plan may also dwell upon other relevant action points which are not mentioned in above template.]

5.0 Industrial waste water management

a. current status related to industrial wastewater Management

Number of Red, orange, green and white industries the District	[Nos of Red industries], Nos of orange industries], Nos of green industries], and white industries]
No of industries discharging wastewater generated	[Nos]
Total Quantity of Industrial wastewater generated	[MLD]
Quantity of treated industrial wastewater discharged into Nalas/Rivers	[MLD]
Common Effluent treatment Facilities	[Nos]
No of Industries meeting Standards	[Nos]
No of Industries not meeting discharge standards	[Nos]

a. Identification of gaps and Action plan for Industrial wastewater:

S.No.	Action points	Gaps and Action plan	Responsible agency	Timeline for completion
1	Compliance to discharge norms by Industries	-	-	-
2	Complaint redressal system	-	-	-


EXECUTIVE OFFICER
MUNICIPAL BOARD
BAHRAICH

2.0 Indicative Gap Analysis and Action Plan for complying with waste Management Rules

(i) Solid Waste Management

a. Current status related to solid waste management

	Urban Local Bodies	No of Wards	No of Households	population	Solid Waste Generated par day
1	Nagar panchayat(Town area N P Jarwal)	13	2698	19342	3.4

B. Identification of gaps and Action plan:

S.N o.	Action points for Municipalities (City)	Identification of gap	Action plan	Responsible agencies	Timeline for completion of action plan
1.	Segregation				
(i)	Segregation of waste at source	Lack of Information regarding Segregation.	IEC activities.	N.P.Jarwal	6 months
2.	Sweeping				
(i)	Manual Sweeping	Complete Sweeping is done.	Regular Inspection of city.	N.P.Jarwal	-
(ii)	Mechanical Road Sweeping & Collection	No equipment available for mechanical sweeping.	Purchasing of equipment.	N.P.Jarwal	As per requirement
3	Waste collection			N.P.Jarwal	
(i)	100% Collection of solid waste	100 % of waste collected.	-	N.P.Jarwal	-
(ii)	Arrangement for door to door collection	All 13 wards are covered.	Improvement in work needed. Regarding vehicles.	N.P.Jarwal	6 months
(iii)	waste collection trolleys with separate compartments	2 trolleys are available.	Maintenance of vehicle needed.	N.P.Jarwal	On regular basis.
(iv)	Mini collection Trucks with Separate compartments	3 Mini tippers are available.	Maintenance of vehicle needed.	N.P.Jarwal	On regular basis.
(v)	waste Deposition centers (for domestic hazardous waste)	Center not available.	Construction of plant/MRF needed	N.P.Jarwal	1 year.
4.	waste Transport			N.P.Jarwal	
(i)	Review existing infrastructure for waste Transport.	100 % waste transported at the selected place.	Construction of plant/MRF needed for waste disposal.	N.P.Jarwal	1 year
(ii)	Bulk waste trucks	not available.	not available.	N.P.Jarwal	-
(iii)	waste transfer points	Dumpsite	Construction	N.P.Jarwal	1 year

अधिशाला अधिकारी

नगर पंचायत जखल-वहराडु

		available.	of plant/MRF needed for waste disposal.		
5	Waste Treatment and Disposal			N.P.Jarwal	
(i)	wet-waste management on site composting by bulk waste generators (Authority may decide on requirement as per Rules)	No Bulk Waste Generator in city area.	Notification for BWG was published in Newspaper. (No one generate 100 kg waste per day.)	N.P.Jarwal	-
(ii)	Wet-waste management facility(ies) for central bio mathination /composting of wets waste.	Not available.	Construction of plant/MRF needed for waste disposal.	N.P.Jarwal	1 year
(iii)	Dry-waste management: material Recovery for dry-waste fraction	Land Identified.	Tender under process.	N.P.Jarwal	6 months
(iv)	Disposal of Inert and non-recyclable wastes: Sanitary Landfill	Sanitary Landfill not available.	Construction of plant/MRF needed	N.P.Jarwal	1 year
(v)	Remediation of historic/legacy dumpsite	No legacy waste available.	Previous legacy waste remediation completed.	N.P.Jarwal	-
(vi)	involvement of NGOs	Meeting with NGOs not done.	Meeting with NGOs should be complet, discuss our plan and objective.	N.P.Jarwal	On regular time of interval.
(vii)	ERP of produces: linkage with producer/ brand owners	Lack of information about rules.	IEC activities and meeting with PRO's and (VYAPAR MANDAL).	N.P.Jarwal	3 months
(viii)	Authorization of waste pickers	No waste pickers	No waste pickers	N.P.Jarwal	-
(ix)	Preparation of own by-laws to comply with SWM Rules 2016	No	Under Process.	N.P.Jarwal	6 months

[Action plan should cover all village panchayats /blocks/town municipalities/city corporations. Action plan need not be prepared in tabular form as above. Action plan may dwell upon other relevant action points not mentioned in above table. if required budgetary requirement and provisions may also be mentioned]


 अधिशासी अधिकारी
 नगर पंचायत जखल-वहराइच

(ii) Plastic waste Management

(a) Current status related to plastic waste management

	urban Local bodies	Estimated quantity of Plastic waste Generated
1	Nagar panchayt(nagar panchayat jarwalBahraich)	0.2 MT

(b) Identification of gaps & action plan:

S.No	action points for municipalities	Identification of gaps	Action plan	Agencies Responsible	Target time for Compliance
1	Door to Door collection of dry waste including PW	100 % complete.	More IEC activities for waste collection including Plastic Waste	N.P.Jarwal	4 Months
2	Facilitate organized collection of PW at waste transfer point or Material Recovery facility	Not available.	Construction of plant/MRF needed for waste disposal.	N.P.Jarwal	4 Months
3	PW collection	Not available.	Construction of plant/MRF needed for waste disposal.	N.P.Jarwal	4 Months
4	Awareness and programs Implementation	Lack of awareness.	IEC activities.	N.P.Jarwal	Per Month
5	Access to plastic waste Disposal facilities.	No recycling plant available.	Previous seized Plastic Waste sent to nagarnigamayodhya.	N.P.Jarwal	1 year

[Action plan should cover all village panchayats /blocks/town municipalities/city corporations. Action plan need not be prepared in tabular form as above. Action plan may dwell upon other relevant action points not mentioned in above template. if required budgetary requirement and provisions may also be mentioned]

(iii) C&D waste management

a. Current status related to C&D waste

Details of Data Requirement	Present Stats
Total C & D waste generation in MT par day(As per from municipal corporations/ municipalities)	0.2 MT
Dose the District has access to C&D waste recycling facility?	All C& D waste sent to the local registered construction contractor of ULB.

b. Identification of gaps and Action plan:

S.No.	Action points for Municipalities (City)	Identification of gap	Action plan	Responsible agencies	Timeline for completion of action plan
1	Arrangement for separate collection	All C& D waste sent to the local	Recycling Plant	N.P.Jarwal	1 Year

अधिकासी अधिकारी
नगर पंचायत जरवल-बहराइच

	of C&D waste to C&D waste deposition point.	registered construction contractor of ULB. No point is available.	Needed.		
2	Weather local authority have fixed user fee on C&D waste and introduced permission system for bulk waste generators who generate more than 20 tons or more in one day or 300 tons per project in a month?	Local by-laws published for user fee.	Local by-laws published for user fee.	N.P.Jarwal	-
3	C&D recycling facility	No plant available.	All C&D waste sent to the local registered construction contractor of ULB.	N.P.Jarwal	-
4	Usage of recycled C&D waste in non-structural concrete ,paving blocks, lower layers of road pavements, colony and rural roads	All C&D waste sent to the local registered construction contractor of ULB.	Plant needed.	N.P.Jarwal	1 year
5	IEC on C&D waste management.	IEC activities for C&D is done	More activities needed.	N.P.Jarwal	Per Month

[Action plan for C&D waste management should cover all village panchayat/blocks town municipalities/city corporations, action need not be prepared in Tabular form ad above, however all the components mentioned should for addressed for overall C&D waste management. Action plan need not be prepared in tabular form. SPCBs/PCC be part of action plan. action plan may dwell upon relevant action points not mentioned in above template.]

(vi)E-waste Management

a. Current Status related to E-waste Management

Details of Date Requirement	Present Status
Inventory of E-Waste in MT/year	MT/year
Collection centers established by ULBs in the District	[Nos]
Collection centers established by Producers or their PROs	[Nos]
No authorized E-waste recyclers/ Dismantler	[Nos]

b.Identification of gap and action plan:

S.No.	Action points	Gaps in Identification	Action plan	Responsible agency	Timeline for completion of action plan
1	Inventory /				

अधिकासी अधिकारी
नगर पंचायत जखल-बहराइच

	Generation of E-Waste / BWG				
2	E-Waste Collection Points				
3	Linkage among Stakeholders to Channelize E-Waste				
4	Regulation of Illegal E-waste recycling/ dismantling				
5	Integration of Informal Sector				
6	Awareness and Education				

[CPCB in the prescribed authority to grant extended producer authorization to various producers of Electrical and Electronic Equipment being placed on market. Targets For Collection of their E-waste is given to each producers. Every Producers Should have installed a network of collection enters pan India , accordingly, every district should be covered. SPCBs/PCCS are given mandate to ensure implementation of EPR authorization. Therefore district administration should have all information abbot collation centers /call centers establosdhd by various producers in the District. Such management should be disseminated to public and local administration. Action plan for E-waste management should cover the aspects of inventory, collation centers for e-waste channelization effective EPR verification by SPCBs. Action plan may dwell upon other Relevant action poets not mentioned in above template.]


 अधिशासी अधिकारी
 नगर पंचायत जखल-बहराइच

District level**4.2 Domestic Sewage****a. Identification of gaps and Action plan for treatment of domestic sewage**

Details of Data Requirement	Present Status
No of Class-II towns and above	3
No of class-I towns above	1
No of towns STPs installed	0
No of towns needing STPs	1
No of ULBs having partial underground sewerage network	0
Total Quantity of Sewage generated in District from Class II Cities and above	0
Quantity of treated sewage flowing into Rivers (directly or indirectly)	0
Quantity of untreated or partially treated sewage (directly or indirectly)	0
Quantity of sewage flowing into lakes	0
Total available Treatment Capacity	0

b. Identification of gaps and Action plan for treatment for domestic sewage:

S.No.	Action points	Gaps and Action plan	Responsible agency	Timeline for completion
1.	sewage treatment plants(STPs)	No plant Available	Jal Nigam	-
2.	Underground sewage network	No Underground sewage network in the city	-	-

[Action plan for installing new/up-grading sewage treatment and laying of sewerage network is the mandate of local bodies, being cost intensive action points, the district administration. may draw action points in consultation with ULBs and urban development department. Action plan need not be prepared in Tabular form. ULBs, SPCBs/PCC and UDD may be part of action plan for collection and treatment of sewage. Action plan may also dwell upon other relevant action points which are not mentioned in above template.]

5.0 Industrial waste water management**a. current status related to industrial wastewater Management**

Number of Red, orange, green and white Industries the District	[Nos of Red Industries], Nos of orange Industries], Nos of green industries], and white industries]
No of industries discharging wastewater generated	[Nos]
Total Quantity of Industrial wastewater generated	[MLD]
Quantity of treated industrial wastewater discharged into Nalas/Rivers	[MLD]
Common Effluent treatment Facilities	[Nos]
No of Industries meeting Standards	[Nos]
No of Industries not meeting discharge standards	[Nos]

a. Identification of gaps and Action plan for Industrial wastewater:

S.No.	Action points	Gaps and Action plan	Responsible agency	Timeline for completion
1	Compliance to discharge norms by Industries	-	-	-
2	Complaint redressal system	-	-	-

अधिकाारी
नगर पंचायत जयवल-बहराइच

2.0 Indicative Gap Analysis and Action Plan for complying with waste Management Rules

(i) Solid Waste Management

a. Current status related to solid waste management

	Urban Local Bodies	No of Wards	No of Households	population	Solid Waste Generated par day
1	Nagar panchayat (Town area N P Risiya)	11	2223	13750	2.43

B. Identification of gaps and Action plan:

S.N o.	Action points for Municipalities (City)	Identification of gap	Action plan	Responsible agencies	Timeline for completion of action plan
1.	Segregation				
(i)	Segregation of waste at source	Lack of Information regarding Segregation.	IEC activities.	N.P Risiya	6 months
2.	Sweeping				
(i)	Manual Sweeping	Complete Sweeping is done.	Regular Inspection of city.	N.P Risiya	-
(ii)	Mechanical Road Sweeping & Collection	No equipment available for mechanical sweeping.	Purchasing of equipment.	N.P Risiya	As per requirement
3	Waste collection			N.P Risiya	
(i)	100% Collection of solid waste	100 % of waste collected.	-	N.P Risiya	-
(ii)	Arrangement for door to door collection	All 25 wards are covered.	Improvement in work needed. Regarding vehicles.	N.P Risiya	6 months
(iii)	waste collection trolleys with separate compartments	2 trolleys are available.	Maintenance of vehicle needed.	N.P Risiya	On regular basis.
(iv)	Mini collection Trucks with Separate compartments	1 Mini tippers are available.	Maintenance of vehicle needed.	N.P Risiya	On regular basis.
(v)	waste Deposition centers (for domestic hazardous waste)	Center not available.	Construction of plant/MRF needed	N.P Risiya	1 year.
4.	waste Transport			N.P Risiya	
(i)	Review existing infrastructure for waste Transport.	100 % waste transported at the selected place.	Construction of plant/MRF needed for waste disposal.	N.P Risiya	1 year
(ii)	Bulk waste trucks	not available.	not available.	N.P Risiya	

अधिकाारी अधिकारी
नगर पंचायत रिसिया
बहराइच

(iii)	waste transfer points	Dumpsite available.	Construction of plant/MRF needed for waste disposal.	N.P Risiya	1 year
5	Waste Treatment and Disposal			N.P Risiya	
(i)	wet-waste management on site composting by bulk waste generators (Authority may decide on requirement as par Rules	No Bulk Waste Generator in city area.	Notification for BWG was published in Newspaper. (No one generate 100 kg waste per day.)	N.P Risiya	-
(ii)	Wet-waste management facility(ies) for central bio mathination /composting of wets waste.	Not available.	Construction of plant/MRF needed for waste disposal.	N.P Risiya	1 year
(iii)	Dry-waste management: material Recovery for dry-waste fraction	Land Identified.	Tender under process.	N.P Risiya	6 months
(iv)	Disposal of Inert and non-recyclable wastes: Sanitary Landfill	Sanitary Landfill not available.	Construction of plant/MRF needed	N.P Risiya	1 year
(v)	Remediation of historic/legacy dumpsite	No legacy waste available.	Previous legacy waste remediation completed.	N.P Risiya	-
(vi)	involvement of NGOs	Meeting with NGOs not done.	Meeting with NGOs should be complet, discuss our plan and objective.	N.P Risiya	On regular time of interval.
(vii)	ERP of produces: linkage with producer/ brand owners	Lack of information about rules.	IEC activities and meeting with PRO's and (VYAPAR MANDAL).	N.P Risiya	3 months
(viii)	Authorization of waste pickers	No waste pickers	No waste pickers	N.P Risiya	-
(ix)	Preparation of own by-laws to comply with SWM Rules 2016	No	Under Process.	N.P Risiya	6 months

[Action plan should cover all village panchayats /blocks/town municipalities/city corporations. Action plan need not be prepared in tabular form as above. Action plan may dwell upon other relevant action points not mentioned in above table. if required budgetary requirement and provisions may also be mentioned]

अधिरापी अधिकारी
नगर पंचायत रिसिया
बहराइच

(ii) Plastic waste Management

(a) Current status related to plastic waste management

	urban Local bodies	Estimated quantity of Plastic waste Generated
1	Nagar panchayt(nagar panchayat RisiyaBahraich)	0.12

(b) Identification of gaps & action plan:

S.No	action points for municipalities	Identification of gaps	Action plan	Agencies Responsible	Target time for Compliance
1	Door to Door collection of dry waste including PW	100 % complete.	More IEC activities for waste collection including Plastic Waste	N.P Risiya	4 Months
2	Facilitate organized collection of PW at waste transfer point or Material Recovery facility	Not available.	Construction of plant/MRF needed for waste disposal.	N.P Risiya	4 Months
3	PW collection	Not available.	Construction of plant/MRF needed for waste disposal.	N.P Risiya	4 Months
4	Awareness and programs Implementation	Lack of awareness.	IEC activities.	N.P Risiya	Per Month
5	Access to plastic waste Disposal facilities.	No recycling plant available.	Previous seized Plastic Waste sent to nagarnigamayodhya.	N.P Risiya	1 year

[Action plan should cover all village panchayats /blocks/town municipalities/city corporations. Action plan need not be prepared in tabular form as above. Action plan may dwell upon other relevant action points not mentioned in above template. if required budgetary requirement and provisions may also be mentioned]

(iii) C&D waste management

a. Current status related to C&D waste

Details of Data Requirement	Present Stats
Total C & D waste generation in MT par day(As per from municipal corporations/ municipalities)	0.12 MT
Dose the District has access to C&D waste recycling facility?	All C& D waste sent to the local registered construction contractor of ULB.

अधिकाारी
नगर पंचायत रिसिया
बहराइच

b. Identification of gaps and Action plan:

S.No.	Action points for Municipalities (City)	Identification of gap	Action plan	Responsible agencies	Timeline for completion of action plan
1	Arrangement for separate collection of C&D waste to C&D waste deposition point.	All C&D waste sent to the local registered construction contractor of ULB. No point is available.	Recycling Plant Needed.	N.P Risia	1 Year
2	Weather local authority have fixed user fee on C&D waste and introduced permission system for bulk waste generators who generate more than 20 tons or more in one day or 300 tons per project in a month?	Local by-laws published for user fee.	Local by-laws published for user fee.	N.P Risia	-
3	C&D recycling facility	No plant available.	All C&D waste sent to the local registered construction contractor of ULB.	N.P Risia	-
4	Usage of recycled C&D waste in non-structural concrete ,paving blocks, lower layers of road pavements, colony and rural roads	All C&D waste sent to the local registered construction contractor of ULB.	Plant needed.	N.P Risia	1 year
5	IEC on C&D waste management.	IEC activities for C&D is done	More activities needed.	N.P Risia	Per Month

[Action plan for C&D waste management should cover all village panchayat/blocks town municipalities/city corporations, action need not be prepared in Tabular form ad above, however all the components mentioned should for addressed for overall C&D waste management.

Action plan need not be prepared in tabular form. SPCBs/PCC be part of action plan. action plan may dwell upon relevant action points not mentioned in above template.]

(vi)E-waste Management

a. Current Status related to E-waste Management

Details of Date Requirement	Present Status
-----------------------------	----------------

अधिराजी अधिकारी
नगर पंचायत रिसिया
बहराइच

Inventory of E-Waste in MT/year	MT/year
Collection centers established by ULBs in the District	[Nos]
Collection centers established by Producers or their PROs	[Nos]
No authorized E-waste recyclers/ Dismantler	[Nos]

b. Identification of gap and action plan:

S.No.	Action points	Gaps in Identification	Action plan	Responsible agency	Timeline for completion of action plan
1	Inventory / Generation of E-Waste / BWG				
2	E-Waste Collection Points				
3	Linkage among Stakeholders to Channelize E-Waste				
4	Regulation of Illegal E-waste recycling/ dismantling				
5	Integration of Informal Sector				
6	Awareness and Education				

[CPCB in the prescribed authority to grant extended producer authorization to various producers of Electrical and Electronic Equipment being placed on market. Targets For Collection of their E-waste is given to each producers. Every Producers Should have installed a network of collection enters pan India , accordingly, every district should be covered. SPCBs/PCCS are given mandate to ensure implementation of EPR authorization. Therefore district administration should have all information abbot collation centers /call centers establosdhd by various producers in the District. Such management should be disseminated to public and local administration. Action plan for E-waste management should cover the aspects of inventory, collation centers for e-waste channelization effective EPR verification by SPCBs. Action plan may dwell upon other Relevant action poets not mentioned in above template.]

District level

4.2 Domestic Sewage

a. Identification of gaps and Action plan for treatment of domestic sewage

Details of Date Requirement	Present Status
No of Class-II towns and above	3
No of class-I towns above	1
No of towns STPs installed	0
No of towns needing STPs	1
No of ULBs having partial underground sewerage network	0

अधिकारी अधिकारी
नाम पंचायत सिसिया
गदराइच

Total Quantity of Sewage generated in District from Class II Cities and above	0
Quantity of treated sewage flowing into Rivers (directly or indirectly)	0
Quantity of untreated or partially treated sewage (directly or indirectly)	0
Quantity of sewage flowing into lakes	0
Total available Treatment Capacity	0

b. Identification of gaps and Action plan for treatment for domestic sewage:

S.No.	Action points	Gaps and Action plan	Responsible agency	Timeline for completion
1.	sewage treatment plants(STPs)	No plant Available	Jal Nigam	-
2.	Underground sewage network	No Underground sewage network in the city	-	-

[Action plan for installing new/up-grading sewage treatment and laying of sewerage network is the mandate of local bodies, being cost intensive action points, the district administration. may draw action points in consultation with ULBs and urban development department. Action plan need not be prepared in Tabular form. ULBs, SPCBs/PCC and UDD may be part of action plan for collection and treatment of sewage. Action plan may also dwell upon other relevant action points which are not mentioned in above template.]

5.0 Industrial waste water management

a. current status related to industrial wastewater Management

Number of Red, orange, green and white industries the District	[Nos of Red industries], Nos of orange industries], Nos of green industries], and white industries]
No of industries discharging wastewater generated	[Nos]
Total Quantity of Industrial wastewater generated	[MLD]
Quantity of treated industrial wastewater discharged into Nalas/Rivers	[MLD]
Common Effluent treatment Facilities	[Nos]
No of Industries meeting Standards	[Nos]
No of Industries not meeting discharge standards	[Nos]

a. Identification of gaps and Action plan for Industrial wastewater:

S.No.	Action points	Gaps and Action plan	Responsible agency	Timeline for completion
1	Compliance to discharge norms by Industries	-	-	-
2	Complaint redressal system	-	-	-

उपनिवासी अधिकारी
नगर पंचायत रिसिया
बिहार

प्रेषक,

खान अधिकारी,
बहराइच।

सेवा में,

प्रभागीय वनाधिकारी,
बहराइच वन प्रभाग,
बहराइच।

संख्या 696 / तीस-खनन / 2021

दिनांक :- 27 / 05 / 2021

महोदय,

कृपया कार्यालय जिलाधिकारी, बहराइच के पत्र संख्या 4787/29-4 (DEP), बहराइच दिनांक 25.05.2021 का सन्दर्भ ग्रहण करने का कष्ट करे। जिसके क्रम में केन्द्रीय प्रदूषण नियंत्रण बोर्ड, पर्यावरण, वन जलवायु परिवर्तन मंत्रालय, भारत सरकार के उपरोक्त संदर्भित पत्र संख्या द्वारा ओ०ए० संख्या 360/2019 में मा० राष्ट्रीय हरित अधिकरण नई दिल्ली द्वारा पारित आदेश दिनांक 29.01.2021 के क्रम में डिस्ट्रिक्ट इन्चार्जमेन्ट मैनेजमेन्ट प्लान संशोधित प्रारूप में भरकर उपरोक्त सूचना संलग्न प्रारूप पर उपलब्ध कराये जाने के निर्देश दिये हैं।

अतः उपरोक्त सूचना आपकी सेवा में सूचनार्थ एवं आवश्यक कार्यवाही हेतु

प्रेषित है।

संलग्न:- यथोक्त।

श्री आर्गवजी
DFP

खान अधिकारी,
बहराइच।

6.0 Mining activity Management plan

a. Current Status related to mining Activity Management


Details of Data Requirement	Existing Mining operations
Type of Mining activity	Name of mines- Ordinary Sand [Sand Mining]/[Iron Ore]/[Bauxite]/[coal]/other[specify]
No of licenced Mining operations in the District	02
% Area covered under mining in District	4.46
Area of Sand Mining	0
Area of Sand Mining	0

B. Identification of gaps and action plans

S.No.	Action points	Gaps and action Plan	Responsible agency	Timeline for completion
-------	---------------	----------------------	--------------------	-------------------------

District Environment Plan (Bahraich District)

1	Monitoring of Mining activity	A district level task team may be identified to identify mining activity and to monitor status withier respect to environmental compliance	Of action plan
2	Inventory of tilegal mining if any mining	Action plan to identify illegal sand and other mining activity in the District through surveillance,patrolling and enforcement. District Level task force may be constituted for control of illegal mining activity	A task constituted by U leather no 371/2005 dated which District n be chairman Mines officer will member.
3	Environment compliance by Mining industry	Action plan for preidic verification of compliance to environmental conditions stipulated by SPCBs/PC, MoEF&CC department of mines etc. SPCBs/PCC may be involved in this activity	A task constituted by U leather no 371/2005 dated which District n be chairman Mines officer will member.


 राजन जैसंकर
 बहराइच ।

District Environment Plan (Bahraich District)

District environmental plan of Bahraich district has been prepared on the basis of recommendation received from respected departments .They point out line in the District environmental management plan (DEMP) will be implemented on field by respective departments.

Activities outlined are highly technical in nature and thus required technical knowledge the subject to properly monitor outcomes and provide fruitful suggestion if any. At district level head of department of each department are in administrative position where. They have additional administrative powers along with technical knowledge thus department wise monitoring of progress out comes of this plans are indicated table below

Departments	Concerned Administration/ Authorities
Biomedical waste	Chief medical officer (CMO)
Air quality / water quality /Noise pollution /industrial waste water/ E waste/ Hazardous waste	Uttar Pradesh pollution control board (UPPCB)
Solid waste / C & D waste / / Domestic waste/ Plastic waste / water quality	Excutive officer
Noise level/fine/ penalties	Assistant Regional Transport Officer (ARTO)
Mining activities	District Mining Officers (DMO)
River	Irrigation Department

Since there is District environmental committee is operational in each district and meeting of district environmental committee takes place in every month the progress and outcomes of plan will be monitor by district environmental committee chaired by district magistrate Bahraich.

